

### A unique\* Acidic Gloss Colour...



\*By L'Oréal Professionnel.

## 01 | What is Dia light?

### Characteristics.

- Gel Cream - no ammonia.\*
- For previously coloured hair.
- Acidic PH technology.
- Softens the fibre and seals cuticle for a vinyl like finish.
- Ideal for all technical applications, toning, colour matching and pre-colouring.
- Darkens up to 2 levels.


\*No ammonia, for a pleasant smell.

## 02 | Professional guidance


### 1. Preparation.

Wear suitable disposable gloves. Do not use metallic tools (bowl, comb...).

Use exclusively with the recommended Diactivateurs:



**6**  
volume  
(1.8%)  
Soft  
colour  
deposit.



**9**  
volume  
(2.7%)  
Regular  
colour  
deposit.

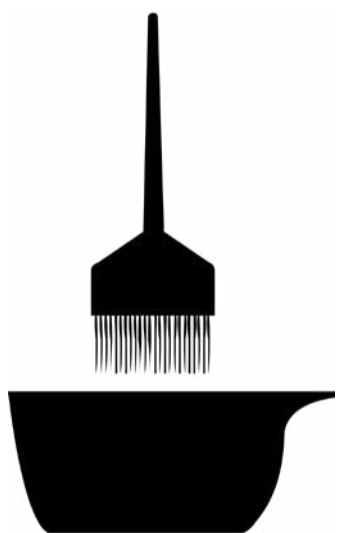
### 2. Mixing.

In a non metallic bowl or applicator bottle:

Mix with a ratio **1 + 1.5**

(50ml Dia light colour cream + 75ml of Diactivateur).

**Precise application:**



**Quick application:**



Use the Dia light bottle for an easier dosage.

**Step 1.**

Dose the Diactivateur 75ml.

**Step 2.**

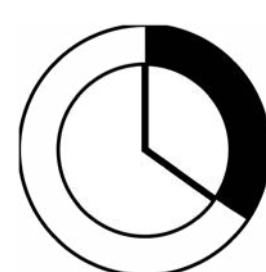
Add 1 tube Dia light colourant.

### 3. Application, development & rinsing.

- Wearing suitable disposable gloves apply quickly to dry hair or towel-dried hair.

- **DEVELOPMENT TIME:  
UP TO 20 MINUTES**

- Emulsify and rinse hair well, after the development time.



**20**  
minutes

## 03 | Wide palette

	4	5	6	7	8	9	10
Naturals	Clear	4	5	6	7	8	9
Ash	.01			7.01		9.01	10.01
	.1				8.1	9.1	
	.11				8.11	9.11	
	.18				8.18	9.18	10.18
Matte	.07	5.07					
Iridescent	.02					9.02	10.02
	.20	5.20					
	.21				8.21	9.21	10.21
	.22						10.22
	.24				8.24		10.24
Gold	.03					9.03	
	.3		6.3	7.3	8.3	9.3	
Warm	.4			7.4			
	.43			7.43	8.43		
	.66		5.66				
Warm Brown	.34		6.34		8.34		
	.35		6.35				
	.32						10.32
Mocha	.8	5.8	6.8	7.8			
	.31			7.31			
	.82					9.82	10.82
Cool Brown	.12			7.12		9.12	10.12
	.13		6.13			9.13	10.13
	.23			7.23	8.23		10.23
Boosters	Ash	Violet	Matte	Gold	Copper	Red	

## Dia light Clear.

### ■ Manage your fluidity.

Fluidify your mixture by adding Clear, be aware this increases transparency at the same time.

### ■ Add shine.

Use clear + 6 Vol. Diactivateur to add shine.

### ■ Mixing guide.

15ml Clear + 35ml Dia light gel crème colourant + 75ml 6 Vol. Diactivateur.



## 04 | Dia light Boosters



6 versatile pure reflects, in our unique acid gel cream Dia light formula to:

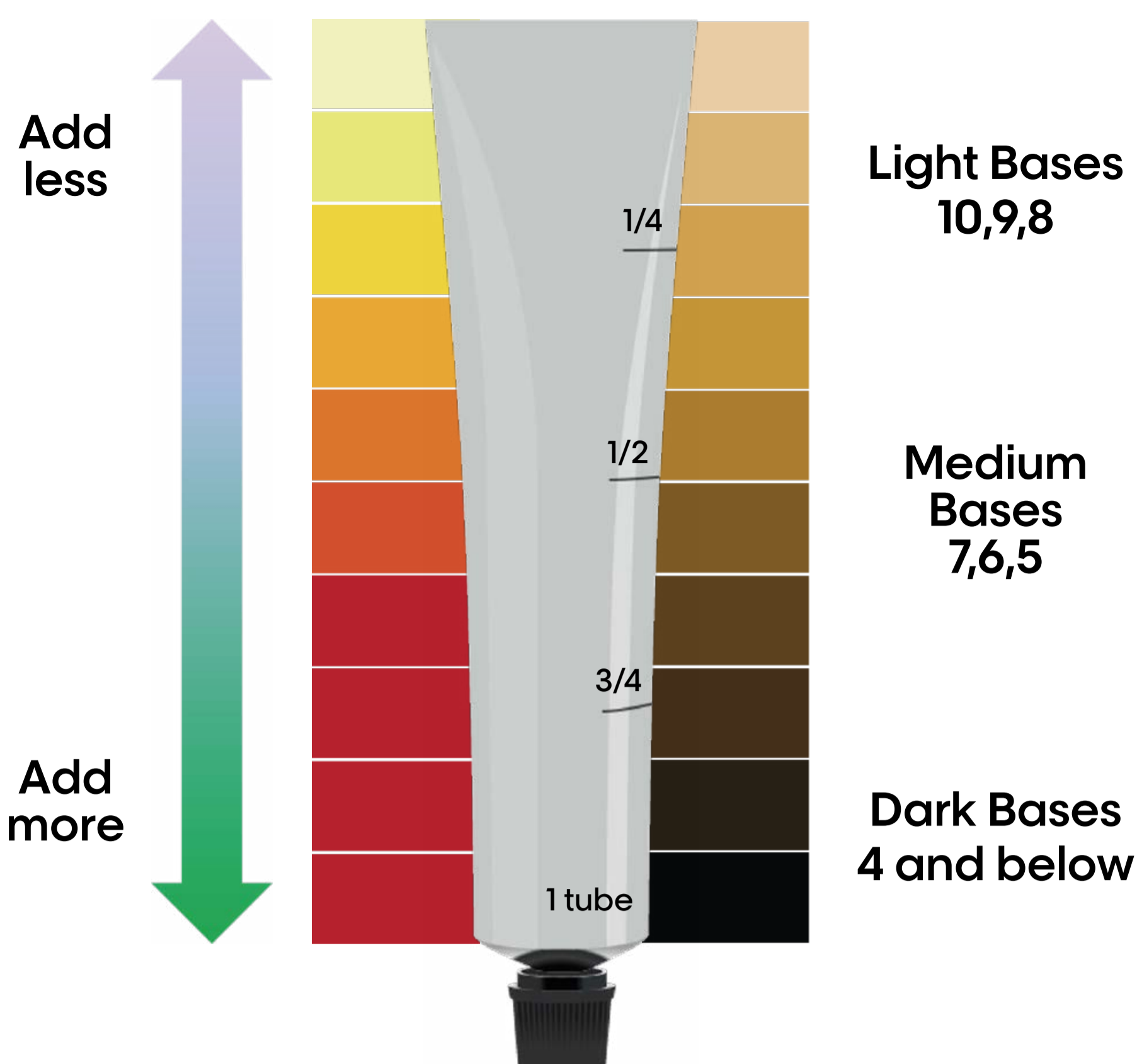
- **Neutralise** Add cool Booster into cool shades.
- **Intensify** Add warm Booster into warm shades.
- **Create new and vivid shades.**
- **Create pastels with Dia light clear.**

### Mixing guide.

In a bowl, an applicator bottle or a shaker:

Mix with a ratio of 1 + 1.5 (50ml of Dia light colour cream including the **Booster** + 75ml of Diactivateur).

## 04 | Pro tips



**NOTE:** You must account for booster shade.

EG. 49ml 9.01 Dia Light + 1ml ash booster + 75ml Dia activateur

To avoid undesired results, do not mix Ash Booster or Matte Booster with any of the copper or red shades (containing Rubilane, Carmilane or DM5).

### LIGHT BASES OR PRE-LIGHTENED

#### Add less

Warm Results: Up to 2ml - 12ml

Cool / Neutral Results: Up to 1ml-6ml

### MEDIUM BASES

Warm Results: Up to 25ml warm booster

Cool / Neutral Results: Up to 12.5ml cool booster

### DARK BASES


#### Add more

Warm Results: Up to 50ml warm booster

Cool / Neutral Results: Up to 25ml cool booster

## L'Oréal Access

Free education at your fingertips




## Tone-on-tone e-learning



## Salon advice

email: [salonadvice@uk.loreal.com](mailto:salonadvice@uk.loreal.com)



0800 030 4034



1800 535 616