

**LAST UPDATED:  
07/07/20**

# **BACK TO BUSINESS SALON SUPPORT GUIDE**



**SUPPORTING SALONS IN THEIR  
RE-OPENING DURING COVID-19**

# INTRODUCTION

*We are thinking of all of our hairdressing partners and your loved ones at this time. We want to affirm our total solidarity and are here to help you to navigate this challenging moment. Together with Industry Trade Bodies, we are working to provide useful information to aid the preparation for the safe reopening of salons - with care for you, your teams and your clients as the number one priority.*

*We know that salons and hairdressers are the beating heart of the community and we are all looking forward to coming together again. Until this time, we share our love and wish everyone well. We will meet again soon.*

**Béatrice Dautzenberg**  
**Managing Director – L'Oréal Professional Products Division UK & Ireland**

Whilst we are all eager to get back to 'normal' and get our businesses back on track, what 'normal' may look like under the new Covid-19 context is very different to how we used to previously operate. In order to open under these conditions, certain standards will need to be met to ensure the health and safety of our staff and clients alike, and specifically on hygiene practices. Please refer to the hygiene section of this booklet for more details on hygiene recommendations.

This guide is designed to share advice for salons and hairdressers to help preparations for re-opening under the circumstances of Covid-19.

Please note: Presently the UK Government has confirmed that salons will reopen again from 4th July in England, 6th July for Northern Ireland, 15th July for Scotland but has yet to confirm a date for Wales. At the time of writing, the UK Government (referring to England only) had made specific guidelines for close contact services i.e. hair salons. Please see this guide here below:

<https://assets.publishing.service.gov.uk/media/5ef2889986650c12970e9b57/Keeping-workers-and-clients-safe-during-covid-19-close-contact-services-230620.pdf>

This guide has set out clear steps for a return to work from 4th July for salons, stylists who work from home or in stylist's who work in other people's homes.

Presently, the Irish Government has confirmed a reopening date for salons of 29th June but there has not been any specific government-issued guidelines for the hairdressing or barbering sector. However, some general return to work safety protocol guidance has been released: <https://dbei.gov.ie/en/Publications/Return-to-Work-Safely-Protocol.html>. They haven't mentioned home visits at this time.

Most of this guide refers to recommendations only. When something is a mandatory Government requirement, we will specify. We always recommend that Government guidelines are followed and that salons regularly check the official Government website for their region. We will update this guide in line with any Government issued guidelines as soon as we can once any changes occur.

# **CONTENTS**

**SECTION 1: What is L'Oréal doing to support?**

**SECTION 2: In Salon Hygiene Guide**

- Modify the Salon Operations
- Modify Personal Hygiene
- Modify Workplace Hygiene

**SECTION 3: Team Organisation**

**SECTION 4: Salon Organisation**

**SECTION 5: Ongoing Government Support**

**SECTION 6: Communicating with your clients**

**SECTION 7: Other things to consider upon reopening**

# SECTION 1: WHAT IS L'ORÉAL DOING TO SUPPORT?

*This document does not constitute legal or financial or other advice from L'Oréal (UK) Limited and is not a substitute for obtaining independent advice. No representation, warranty, assurance or undertaking is or will be made, and no responsibility or liability is or will be accepted by L'Oréal (UK) Limited or any of its affiliated companies.*

Throughout this exceptional time, L'Oréal has been and will remain to be open to all of our clients. As your business partner, we want to help you weather this period by offering support and solidarity.

Whilst salons remain closed, we have frozen all outstanding payments due from end of March.

We developed a Salon Support Guide to help you navigate things like the governmental schemes available to you and covered topics such as Social Media in the time of a crisis.

Our education platform Access has remained open and we have developed new education content across all of our brands' social media channels too, to help keep you informed, engaged and in touch.

Our Distribution Centre in Bury, Manchester, has also remained open throughout this period to ensure that they are fulfilling any orders you might have placed. They will continue to remain open, and all orders prior, during and after salons re-opening will be fulfilled.

Please note – at this exceptionally busy time, we cannot change the address on your account to allow your order to be delivered to an alternative address.

## **HAND SANITISER & MASKS**

L'Oréal Professional Products Division has produced units of alcohol-based purifying hand gel and has procured disposable masks. These products will soon be available for salons to order.



L'Oréal Professionnel  
disposable masks 1 box x  
50 units



L'Oréal Professionnel Purifying Cleansing Gel 400ml

## PLACING STOCK ORDERS

If you would like to place an order you can do so by:

1. Contacting Customer Care – [ppdcustomercare@loreal.com](mailto:ppdcustomercare@loreal.com) / 0800 030 4034 (UK) / 1800 535 616 (IRE)
2. If you are a L'Oréal partner, based in UK and have a salon, you can log on or create an account on L'Oréal Partner Shop, which is available 24/7. For help on accessing this platform please see instructions below



# L'ORÉAL

## PARTNER SHOP

### MAKING IT EASIER THAN EVER TO ORDER THE PRODUCTS YOU LOVE

Introducing L'Oréal Partner Shop, our brand new online ordering website, created exclusively for you to make the dull task of placing orders simple and fast so you can focus on what's really important to your salon.

#### WHY YOU WILL LOVE IT

##### *Convenient*

L'Oréal Partner Shop is available 24/7, from any device. You can also choose a convenient delivery date, track your orders and even select Next Day Delivery at checkout\*

##### *Simple and Fast*

Full visibility of all products clearly displayed in relevant categories with easy to use search box functionality to help you find your products fast.

##### *Customised*

L'Oréal Partner Shop will allow you to create personalised multiple user accounts for each member of your staff in your salon, each with relevant access rights!

**REQUEST AN ACCOUNT TODAY AT**  
**[www.lorealpartnershop.com/uk](http://www.lorealpartnershop.com/uk)**

See L'Oréal Partner Shop in action!  
Open the camera app on your mobile  
phone and scan the QR code to see a short  
demo of the website.

\*Order by 11am (Mon-Fri) for delivery the next working day. Price of £5.79 excludes VAT.



# SECTION 2: IN SALON HYGIENE GUIDE



## SUMMARY OF THIS SECTION:

- **Modify the Salon Operations**
- **Modify Personal Hygiene**
- **Modify Workplace Hygiene**

*This document does not constitute legal or financial or other advice from L'Oréal (UK) Limited and is not a substitute for obtaining independent advice. No representation, warranty, assurance or undertaking is or will be made, and no responsibility or liability is or will be accepted by L'Oréal (UK) Limited or any of its affiliated companies.*



## Hygiene Guidelines for Hairdressers, Salons and Freelancers in the context of Covid-19

L'Oréal has developed hygiene guidelines for hairdressers and salons to adopt in order to help salons get back to business once the Covid-19 lockdown eases. In establishments open to the public, measures must be implemented to minimize contact between people (such as staff, customers and clients), and to increase the hygiene habits in place. These guidelines are written with a view of protecting our salon partners, their staff and customers with health & safety being the number one priority. Please respect government guidelines with regards to the timings about when salons should reopen and encourage your staff to self-isolate at home for 7 days should they experience suspected symptoms of Covid-19.

There are three areas of focus to concentrate on when discussing hygiene in the salon: the salon operations, personal hygiene (of employees and clients) and workplace hygiene. We will go through each area now in detail.

### 1. MODIFY THE SALON OPERATIONS

#### RESPECT SOCIAL DISTANCING

- ✓ We would recommend that you ensure everybody is keeping the **minimum safety distance** between staff and clients during their time in the salon.
- ✓ **This means maintaining a physical distance of at least 2 metres (or 1m with risk mitigation where 2m is not viable in England only)** between an individual and other clients/workers, including in the reception area, the backwash and also at the work stations.
- ✓ Please also respect these distances in break out / staff room areas, and ensure that disinfectant solution is also readily available to clean all surfaces.
- ✓ Try to restrict non-essential physical contact as much as possible. Avoid hand shaking, hugs and kisses.
- ✓ Even though it's not easy whilst working on hair, try to adjust your body position to help ensure space / distance.

#### ADAPT THE RULES OF THE SALON

To respect the social distancing rules it's necessary to **ORGANISE THE PEOPLE FLOW** in the salon.

- ✓ Try to stagger scheduled appointments to reduce the number of people in the salon at any one time. You will also need to factor in additional time between appointments to allow for the correct cleaning of equipment and the styling station before the next client.
- ✓ You could adapt the opening hours – longer hours means you can see your clients but have less people in the salon at any one time. You could also have a 'vulnerable people' hour first thing in the morning once the salon has been deep cleaned and before the salon is busy with clients.
- ✓ Organise your staff into two or more teams to allow rotation – then if someone needs to self-isolate due to suspected Covid-19, that team will self-isolate also but the business can still remain operational with the other team.

- ✓ Re-organise the styling stations – have greater gaps between them or leave certain stations empty to respect the distancing rules.
- ✓ Organise staff break rotations in the staff room to ensure not too many people are there at any one time.
- ✓ If you want to keep a waiting area, you would need to be sure your surface is large enough to respect social distancing, if not you can establish a queuing system or waiting zone outside if someone arrives early for their appointment. In that case you could mark out this zone or appropriate spacing using tape on the ground so it is clear for clients where they would need to wait.

Try to develop a **SPECIFIC WELCOME** for your clients

- ✓ Try to keep the door open to minimize people having to touch the door handle and also to increase ventilation.
- ✓ Inform your clients of the new hygiene rules both in advance of their salon visit and upon arrival. Visible posters for clients promoting hand hygiene and physical distancing in the salon are recommended and also on the door/window. You can also pre warn or inform clients via message when confirming the appointment or on your website and using your social networks.
- ✓ Ask your client to take care of their own coat, umbrella etc. in the cloakroom or provide additional storage facilities. Respect distance between items or else provide a plastic cover like a suit bag for their personal items.
- ✓ In this moment it is probably better **to not offer food or coffee**. For water, you could offer small disposable bottles or disposable cups for hot beverages if you want to continue to offer them, which should all be disposed of correctly.

#### ADAPT THE **DIAGNOSIS / CONSULTATION**

- ✓ **Remove** all easy **touchable items** such as magazines, tablets and written information e.g. menus.
- ✓ **Diagnosis tools** such as Style My Hair Pro on your phone or tablet can **only be used by the hairdresser** and must be disinfected after each use.
- ✓ Why not have a virtual consultation? This saves time between appointments and it is reassuring for the client to know that they can spend less time in the salon during this time.

#### REFRESH THE **SERVICE MENU**

- ✓ Clearly indicate the duration of the each service. We have been advised from other countries post-lockdown that express services such as dry cuts or a quick root retouch are preferable as some clients want to limit their time spent in salon.
- ✓ Another option, if express services aren't suitable, is to divide longer services in to two visits e.g. by splitting services - cut one day and colour on another.

#### ADAPT THE **RETAIL AREA**

- ✓ Clean and **disinfect all shelving**; products are considered clean until someone touches them, so establish a cleaning or disinfection routine / rota.
- ✓ Please **ask and inform** your clients **not to touch products**, only the stylist / hairdresser should touch them to sell them.
- ✓ **Remove testers**. Some visual instructions about how to use the products or their main benefits could be useful to the client.

## CONSIDER YOUR **METHOD OF PAYMENT**

- ✓ Many businesses are becoming cash free and are taking debit / credit payments only. Is this an option for you?
- ✓ Could you offer digital receipts vs paper ones?
- ✓ Clean /Disinfect the touch pad buttons once the client has used it.

## **2. NEW GUIDELINES FOR PERSONAL HYGIENE**

REPEAT AND PROMOTE REGULAR HAND WASHING – RECOMMENDATIONS MADE ON ADVICE FROM WORLD HEALTH ORGANISATION

One of **THE MOST IMPORTANT** things to prevent Covid-19 from spreading is to **WASH YOUR HANDS REGULARLY OR USE HAND SANITISER/RUB.**

- ✓ Always wash hands before and after if working on a client.
- ✓ Always wash your hands after touching money/credit cards, door handles.
- ✓ Always wash your hands before touching your mouth, nose or eyes.
- ✓ Always wash your hands if your hands are contaminated with respiratory secretions, such as after coughing or sneezing.
- ✓ Always wash your hands before and after using the bathroom, and before and after eating or drinking.

To ensure the ease & effectiveness of these rules it's better to have your hair tied back in a ponytail, and avoid wearing false nails or jewellery specifically on your hands

- ✓ Don't touch your face, nose (if you do it please wash your hands again).
- ✓ Cover coughs and sneezes with the inside of your elbow or upper arm.
- ✓ Cover your mouth and nose with a tissue or paper towel when sneezing or coughing. Dispose of used tissues or paper towels in a covered bin with a plastic bin liner, and then clean your hands thoroughly.

FOR MORE INFORMATION ON WHY, WHEN & HOW TO CLEAN YOUR HANDS PLEASE SEE [HERE](#)


## HOW TO CLEAN / DISINFECT YOUR HANDS PROPERLY

- ✓ Wash your hands frequently with liquid soap and water, scrubbing, and then dry them with paper towels and throw them into a covered bin with a plastic bin liner.
- ✓ Alcohol-based hand rub must be used frequently when there is not visual dirt on the hands.

Follow these visual instructions or this video from the WHO  
<https://www.youtube.com/watch?v=3PmVJQUcm4E>

# How to Handwash?

WASH HANDS WHEN VISIBLY SOILED! OTHERWISE, USE HANDRUB

 Duration of the entire procedure: 40-60 seconds



Wet hands with water;



Apply enough soap to cover all hand surfaces;



Rub hands palm to palm;



Right palm over left dorsum with interlaced fingers and vice versa;



Palm to palm with fingers interlaced;



Backs of fingers to opposing palms with fingers interlocked;



Rotational rubbing of left thumb clasped in right palm and vice versa;



Rotational rubbing, backwards and forwards with clasped fingers of right hand in left palm and vice versa;



Rinse hands with water;



Dry hands thoroughly with a single use towel;



Use towel to turn off faucet;



Your hands are now safe.



World Health  
Organization

Patient Safety

A World Alliance for Safer Health Care

SAVE LIVES  
Clean Your Hands

# How to Handrub?

**RUB HANDS FOR HAND HYGIENE! WASH HANDS WHEN VISIBLY SOILED**

**⌚ Duration of the entire procedure: 20-30 seconds**



Apply a palmful of the product in a cupped hand, covering all surfaces;



Rub hands palm to palm;



Right palm over left dorsum with interlaced fingers and vice versa;



Palm to palm with fingers interlaced;



Backs of fingers to opposing palms with fingers interlocked;



Rotational rubbing of left thumb clasped in right palm and vice versa;



Rotational rubbing, backwards and forwards with clasped fingers of right hand in left palm and vice versa;



Once dry, your hands are safe.



**World Health  
Organization**

**Patient Safety**

A World Alliance for Safer Health Care

**SAVE LIVES**  
Clean Your Hands

## TAKE CARE OF YOUR CLIENT

Perform hand hygiene in front of your client to show them that hygiene is a priority.

Offer your clients the opportunity to clean their hands with hand sanitiser located at different disinfection points:

- ✓ Next to the door - **mandatory usage** upon arrival and before departure.
- ✓ On the styling station counter/ in the working area.
- ✓ Encourage the use of hand disinfection solution even if they are wearing their own gloves.

## WEARING A VISOR (ENGLAND ONLY) OR CONSIDER WEARING A MASK OR A FACE COVER

In England only, **a visor** will be required when performing close contact services to mitigate the risk. Face coverings or masks are not an alternative to wearing a visor in this instance and there is no requirement for the client to wear any additional protection such as a mask or face covering, when the practitioner is wearing a visor. However, clients and workers who want to wear a face covering or face mask should be allowed to do so.

In Scotland, Northern Ireland and Wales, you may elect to WEAR MASKS OR FACE COVERS to further mitigate the risk of infection, especially when working in less than 2 metres proximity with others.

Please note, masks, visors or face covers are effective only when used in combination with frequent hand-cleaning with alcohol-based hand rub or soap and water. If you wear a mask, then you must know how to use it and dispose of it properly.

Please see here for more details:

<https://www.who.int/emergencies/diseases/novel-coronavirus-2019/advice-for-public/when-and-how-to-use-masks>

**FOR YOUR CLIENTS** - you may provide a mask also to your clients to increase the level of protection, especially when the safety distance is not optimal.

- ✓ Please note, according to the WHO, it is preferable to use a mask with ear loops to keep it in place and also so as to disturb the client as little as possible during their service.

Should you elect to wear a mask, it needs to be disposed of correctly.

As per the WHO guidelines, here is How to **WEAR / TAKE OFF A MASK PROPERLY**:

- ✓ Before putting on a mask, you must have properly cleaned hands from using either an alcohol-based hand rub or soap and water.
- ✓ Cover the mouth, nose and chin with the mask and make sure there are no gaps between your face and the mask.
- ✓ Avoid touching the mask when using it; if you do, clean your hands with either an alcohol-based hand rub or soap and water.
- ✓ Don't hang the mask from your neck, and don't put it up on your head.
- ✓ Replace the mask with a new one as soon as it is damp and do not re-use single-use masks.



- ✓ To remove the mask: remove it from behind (do not touch the front of mask); discard immediately in a closed bin with a plastic bin liner; clean hands with either an alcohol-based hand rub or soap and water.

Click here to see what the correct way is to wear and take off masks:  
[https://youtu.be/M4olt47pr\\_o](https://youtu.be/M4olt47pr_o).

## USE OF GLOVES

Be aware that **WEARING GLOVES IS NOT A SUBSTITUTION OF HANDWASHING**.

Wearing disposable gloves can give a false sense of security and may result in staff not washing hands as frequently as required. **HANDWASHING** is a greater protective barrier to infection than wearing disposable gloves.

- ✓ For some services where you are already using disposable latex or vinyl gloves, take into account that gloves may be used but must be changed frequently and hands must be washed when gloves are removed.
- ✓ You can also use disposable gloves, for cleaning styling stations, tools, and during waste or laundry management, when the purpose of using gloves is to reduce the risk of direct contact with potential contaminated surfaces.
- ✓ Gloves must be changed after carrying out other activities, such as opening/closing doors by hand, and emptying bins, after each client.
- ✓ You should avoid touching your mouth and eyes while wearing gloves.
- ✓ Please see this image here below from WHO on how to use disposable gloves properly.

## Technique for donning and removing non-sterile examination gloves

When the hand hygiene indication occurs before a contact requiring glove use, perform hand hygiene by rubbing with an alcohol-based handrub or by washing with soap and water.

### I. HOW TO DON GLOVES:



1. Take out a glove from its original box



2. Touch only a restricted surface of the glove corresponding to the wrist (at the top edge of the cuff)



3. Don the first glove



4. Take the second glove with the bare hand and touch only a restricted surface of glove corresponding to the wrist



5. To avoid touching the skin of the forearm with the gloved hand, turn the external surface of the glove to be donned on the folded fingers of the gloved hand, thus permitting to glove the second hand



6. Once gloved, hands should not touch anything else that is not defined by indications and conditions for glove use

### II. HOW TO REMOVE GLOVES:



1. Pinch one glove at the wrist level to remove it, without touching the skin of the forearm, and peel away from the hand, thus allowing the glove to turn inside out



2. Hold the removed glove in the gloved hand and slide the fingers of the ungloved hand inside between the glove and the wrist. Remove the second glove by rolling it down the hand and fold into the first glove



3. Discard the removed gloves

4. Then, perform hand hygiene by rubbing with an alcohol-based handrub or by washing with soap and water

For more information on when and how to use gloves correctly to minimise infection risk please see [here](#) the guidelines from the WHO.

#### THINK ABOUT HAVING A DEDICATED UNIFORM / WORK CLOTHES

**ALL WORK UNIFORMS / CLOTHING SHOULD BE WASHED DAILY** and kept clean, in a closed / protected place.

- ✓ It is recommended to use them only for work. You should not travel to and from work wearing the same clothes.
- ✓ After using, place them in a bin liner, until washing, and then put them directly into a washing machine with warm water at 60–90°C (140–194°F) laundry detergent is recommended. The laundry can then be dried in accordance with routine procedures.
- ✓ Workers could have a pair of shoes which are ‘work only’ or else consider using disposable shoe covers.

#### FOR CLIENTS you may consider:

- ✓ Disposable shoe-covers may be considered as an additional measure for increased hygiene in the salon.
- ✓ In this case, if you choose to offer this, prepare an area at the entrance for this purpose with a chair that should be cleaned after each use and an alcohol solution for your client’s hands.

#### SINGLE USE FABRICS FOR EACH CLIENT

You can either **USE DISPOSABLE FABRICS** (single-use gowns, single-use technical collars, towels...) in order to prevent contamination, or apply a WASH AFTER USE policy on all customer ‘fabrics’ e.g. gowns, towels etc. Either way employ a **one new item for each client strategy on either disposable or reusable items.**

- ✓ The stock of these items should be kept clean in a closed clean cabinet/container/place.
- ✓ Throw away disposable items in a covered bin with plastic bin liner after each use.

If you are not using disposable fabrics, you should **VIEW THEM AS SINGLE USE** for **each client** (gown, cap and towels) before washing them correctly (please see below) before using again.

- ✓ Try to avoid shaking the towels, capes... before putting them inside the washing machine, you can use for example a sticky lint removal roller.
- ✓ Throw the layer of stick paper from the lint remover away after each client into a covered bin with a plastic bin liner inside
- ✓ You might need to order more of everything to be ready, taking into account that these items always be washed after each use and kept clean in a closed clean/cabinet/place until it is next used.

#### HOW TO WASH FABRICS/TOWELS/CLOTHING PROPERLY:

- ✓ After using them once, put them into a closed bin within a closed plastic bin liner, until washing. Then put the fabrics into the washing machine, with warm water at 60–90°C (140–194°F) common laundry detergent is recommended.
- ✓ The laundry can then be dried according to routine procedures.

- ✓ Throw the bin liner away properly and wash your hands.

### 3. NEW GUIDELINES FOR WORKPLACE HYGIENE

#### **TOOLS: 1 CLEAN KIT OF TOOLS PER HAIRDRESSER (combs, scissors, clips, brush etc...)**

- ✓ Try not to share items between hairdressers – they should ideally have their own kit.
- ✓ Items should be cleaned after use on each client.
- ✓ Never share items between clients before thorough cleaning.
- ✓ **After use**, you could put all items on a tray (plastic or stainless steel) in order to see what has been used and needs cleaning, and then **clean/disinfect** the tools and the container.
- ✓ Keep the clean/disinfected tools in a clean/closed place until the next use. Alternatively you could replace them on their clean tray and cover until use on next client.
- ✓ It's better not to use a barber/hairdresser tool belt during this time, in order to make it easier to disinfect the tools and their containers.
- ✓ Any containers/trays/bowls used for storage of tools/products should also be cleaned and disinfected.

**HAIR DRYERS, HAIR STRAIGHTENERS** should be disinfected after each use.

#### **HOW TO WASH / DISINFECT TOOLS PROPERLY**

- ✓ Disinfection only works on a clean item, so cleaning before disinfecting is always the first step.
- ✓ Currently, WHO/OMS recommends using for disinfection after cleaning: 70% ethyl alcohol to disinfect small areas between uses, such as reusable equipment or tools (for example, combs, scissors, clips...).
- ✓ Sodium hypochlorite (more commonly known as bleach) at 0.5% (equivalent to 5000 ppm) for disinfecting surfaces could be also used.
- ✓ Whether you choose to use a spray or a wipe; it's important to follow the manufacturer instructions, respect contact time (how long it should be left on for) to achieve effectiveness of the product.

#### **PRODUCTS:**

- ✓ For multi-dose products, always clean and disinfect the external packaging frequently after being opened after every use/with a client (pay attention to the easy touchable parts like the applicator).
- ✓ Shampoos, Conditioners, Masks, Styling pastes or Gels: clean hands before using and applying a product or use as much as possible. Use disposable tools like spatulas for taking product from a mask container or even from a tube, preventing touching the product and the applicator.
- ✓ It is better to never share products or tools during a service with a client or with a colleague but if you have to do it you should disinfect the external packaging before sharing.

## CLEAN THE STYLING STATION & BACKWASH AFTER EACH USE

### 1 STYLING STATION PER STAFF MEMBER, PER CLIENT & BACKWASH STATION

**HAIRWASHING BASIN:** Always clean and disinfect after every use with a client.

**CHAIRS:** Disinfect after each usage with a special focus on the arm and headrest.

**STYLING STATION:** Disinfect after every use with a client. The floor around the chair of the styling station may also be cleaned by a mop with disinfectant after each client for additional hygiene protocol.

### HOW TO WASH/DISINFECT SURFACES PROPERLY?

- ✓ Disinfection only works on a clean item, so cleaning before disinfecting is always the first step.
- ✓ Currently, WHO/OMS recommends using for disinfection after cleaning: 70% ethyl alcohol to disinfect small areas between uses, such as reusable equipment or tools (for example, combs, scissors, clips...).
- ✓ Sodium hypochlorite at 0.5% (equivalent to 5000 ppm) for disinfecting surfaces could be also used.
- ✓ Whether you use a spray or a wipe; it's important to follow the manufacturer instructions, respect contact time (how long it should be left on for) to achieve effectiveness of the product

### CLEAN ALL SALON SURFACES AT LEAST TWICE A DAY

Things to consider: Can you dedicate one member of staff to cleaning? Maybe there's someone who used to take coats, make drinks, wash hair. With new guidelines, perhaps you can empower someone with this new responsibility? Alternatively use a rota system with signed checks for each time it is cleaned (a system often used in toilets). This works well as there is accountability but also a visual proof to clients that areas are being cleaned regularly.

Increase the level of general daily cleaning and be sure you clean all surfaces, in particular the 'high touch' surfaces at the end of the day. A good guide for the 'high touch' surfaces would be a clean 3 – 5 times a day and you can adapt depending on the traffic. (Don't forget anyway you are cleaning all contact surfaces after each client visit).

First, clean all visual dirt from all the surfaces and floors as many times as necessary, - due to the traffic and at least 2 times a day then wash/wipe the general surfaces with disinfectant. Leave the surface wet with disinfectant for as many minutes as the product instructions require. Include all the surfaces in the salon during the general cleaning

It is recommended to increase the ventilation levels whether through use of air conditioning or by opening doors and windows to renew the air more regularly in the place of work.

### CLEANING BATHROOMS:

- ✓ Consider upgrading to touchless faucets/taps, soap and paper towel dispensers. In addition, consider adding touchless, automatic hand sanitiser dispensers in bathrooms and other places.

- ✓ Consider upgrading to touchless faucets/taps, soap and paper towel dispensers. In addition, consider adding touchless, automatic hand sanitiser dispensers in bathrooms and other places.
- ✓ Instructions for using bathroom and how to disinfect / wash hands could be useful.
- ✓ Use a closed bin with a plastic bin liner inside.
- ✓ Remove any products that do not belong to the restroom – nothing should be stored in a restroom.

## **HOW TO CLEAN/DISINFECT DIFFERENT SURFACES?**

- ✓ Cleaning and disinfecting products are recommended for floors and all horizontal and frequently touched surfaces (e.g., light switches, door handles, phones)
- ✓ Visibly dirty surfaces should first be cleaned with a detergent (commercially prepared or soap and water) and then a disinfectant should be applied, according to the manufacturers' recommendations/instructions. Cleaning may be done with soap/water, chemical cleaner or different wipes.
- ✓ Disinfect using a properly concentrated disinfectant made for immersion, a spray or wipe. All disinfectants must be registered by the local authorities (EPA, ANSM, AEMPS...) Observe full instructions on manufacturer's label in particular safety instructions.

Currently, WHO/OMS recommendations using for disinfection are based on:

- ✓ 70% ethyl alcohol to disinfect small areas between uses, such as reusable equipment or tools, and surfaces (for example, combs, scissors, shelves, phone, keyboards...).
- ✓ Sodium hypochlorite (more commonly known as bleach) at 0.5% (equivalent to 5000 ppm) for disinfecting surfaces could be also used. (Frequently for bigger surfaces as floor, bathrooms, tables...)
- ✓ Whether you use a spray or a disinfectant wipe; but it's important to follow the manufacturer instructions and contact time to achieve the effectiveness of the product.
- ✓ Do not reuse disinfectant wipes on multiple different surfaces.
- ✓ Unless is a manufacturer instruction do not dry surfaces after wiping them down. Surfaces you are disinfecting need to stay wet for time listed on the label.

## **WASTE MANAGEMENT**

- ✓ All the rubbish bins should have an inner plastic bag /bin liner.
- ✓ You should have closed bins for disposable items, preferable that can be opened without hands (using a pedal for example)
- ✓ Remove all the plastic bags / bin liners daily or even more if is required, close the bag taking care with the contents, close the bag and throw away properly.
- ✓ Install new plastic bags / bin liner in each bin, clean the bins, and disinfect at least the touchable parts.
- ✓ Do not forget to wash with soap and water, scrubbing, and use an alcohol-based hand sanitiser, always after managing waste tasks. (please always follow the instructions for properly hand washing/disinfection)



## SAFETY MANAGEMENT

- ✓ Always follow the manufacturer instructions. Do not use pure alcohol, use Hydroalcoholic solutions of about 70% alcohol content.
- ✓ Do not use alcohol solutions/wipes on a hot surface. Spray it on a wipe / cloth first.
- ✓ Do not spray alcohol on electronic parts directly. Spray it on a wipe / cloth first.
- ✓ Disposable wipes, or tissues with alcohol after cleaning must be thrown in a specific rubbish bin without others materials. Warning - Alcohol can react with oxidants/H<sub>2</sub>O<sub>2</sub> so please dispose of them separately.
- ✓ Dispose of the empty detergent / alcohol packaging separately and close it properly before throwing out.
- ✓ Store these products always closed, away from hot sources (radiators, heating ....), following manufacturing instructions.
- ✓ Make a plan if someone (staff/clients) feels symptoms of Covid-19 (dry cough or fever) during their time at the salon.
- ✓ If this happens you must request that the client or employee go home to self-isolate.

If you would like to learn more or help your team to feel ready and confident on hygiene before returning to work, why not try our Hygiene and Safety E-Learning on Access:

UK: <https://uk.lorealaccess.com/learn/course/17064/play/49215:15951/the-loreal-access-hygiene-safety-e-learning>

Ireland: <https://ie.lorealaccess.com/learn/course/internal/view/elearning/17155/the-loreal-access-hygiene-safety-e-learning>

Complete our E-Learning on Access by 31.08.20 and we will donate £1/€1 for each completed certificate (up to £10,000/€10,000) to The Hair and Beauty Charity (UK) and Look Good Feel Better (IRE). See full T&Cs <https://bit.ly/36CJ7U8>



Please note, these are our recommendations only, whilst we have incorporated guidance from UK Government, this applies to UK only. There have been no official guidelines issued by Northern Ireland, Wales, Scotland or Ireland.

In the meantime, you could also refer to this Government guide below which details how to clean in a non-healthcare setting:

IRELAND:

[https://www.nsai.ie/images/uploads/general/Covid-19\\_Workplace\\_Protection\\_and\\_Improvement\\_Guide.pdf](https://www.nsai.ie/images/uploads/general/Covid-19_Workplace_Protection_and_Improvement_Guide.pdf)

UK:

<https://www.gov.uk/government/publications/covid-19-decontamination-in-non-healthcare-settings/covid-19-decontamination-in-non-healthcare-settings#>

Or please refer to these Government Guidelines for the sector as issued by the UK Government (England only):

<https://assets.publishing.service.gov.uk/media/5ef2889986650c12970e9b57/Keeping-workers-and-clients-safe-during-covid-19-close-contact-services-230620.pdf>

# **SECTION 3: TEAM ORGANISATION**

## **SUMMARY OF THIS SECTION:**

- **Staff Survey**
- **Communication to Staff**
- **Team set-up**
- **Opening Hours & Shift Changes**
- **Breaks**
- **Changes to job / responsibilities**
- **Sick Pay**
- **Recommendations**

*This document does not constitute legal or financial or other advice from L'Oréal (UK) Limited and is not a substitute for obtaining independent advice. No representation, warranty, assurance or undertaking is or will be made, and no responsibility or liability is or will be accepted by L'Oréal (UK) Limited or any of its affiliated companies.*

## Staff Survey

Re-opening the salon under this new context will mean that your staff will be working under very different conditions. Bearing this in mind, you might consider conducting a health and risk assessment a first port of call. It is mandatory in England and they ask employers to share their results with employees once completed, if not clients also. This will help determine whether it's safe for all members of staff to undertake work in the new working environment. For instance, if a staff member has an underlying health condition it may be wise to get confirmation from their Doctor that they are able to work .e.g. they are pregnant or asthmatic as two examples amongst many. For the UK you may consider that they remain on furlough or in general see if they could undertake other temporary work during this period.

UK:

Here is an example of what that risk assessment might look like:

<https://www.hse.gov.uk/risk/casestudies/index.htm>

And here is a template you could use to conduct this assessment:

<https://www.hseni.gov.uk/publications/example-covid-19-risk-assessment-template>

Once a risk assessment has been done, the results should always be shared with your employees and clients. You can display a certificate of completion if you like. The template can be found here:

<https://assets.publishing.service.gov.uk/media/5eb97d30d3bf7f5d364bfbb6/staying-covid-19-secure-accessible.pdf>

Ireland:

Specific advice for Covid-19:

[https://www.hsa.ie/eng/topics/covid-19/covid-19\\_advice\\_for\\_employers\\_and\\_employees/](https://www.hsa.ie/eng/topics/covid-19/covid-19_advice_for_employers_and_employees/)

Advice on how to conduct Risk Assessment:

[https://www.hsa.ie/eng/Topics/Managing\\_Health\\_and\\_Safety/Safety\\_Statement\\_and\\_Risk\\_Assessment/](https://www.hsa.ie/eng/Topics/Managing_Health_and_Safety/Safety_Statement_and_Risk_Assessment/)

Before your salon opens, a general discussion followed by a survey for all staff could also be considered as a temperature check to understand if they are happy to work under these new conditions, or if there are any concerns in doing so. For the discussion, (preferably held virtually), you could begin by outlining the new measures being undertaken in the salon in order to reopen. It might a good idea to be upfront about the new conditions such as if they are required to wear additional protective equipment, changes to their working hours / patterns, changes to any services or responsibilities they may carry out e.g. additional cleaning responsibilities. The staff could then answer honestly via the survey about how they feel working in these new ways. It is possible that anxiety about returning to work under these conditions could possibly be high amongst staff and you should consider how you are going to handle this. Once you have all this information and you know where their concerns lie, you could use this as a checklist to cover off in your pre-opening team meeting, to ensure that any concerns are dealt with upfront.

## Communication to staff:

Now more than ever, communicating the right message is key to both staff and to your clients. The team need to understand why these new protocols are in place – for their own and the client's protection – and they also need to agree to adhere to them strictly if the re-opening is to work and both the staff members and clients are to remain safe and healthy. You could hold a virtual staff meeting (until social distancing is lifted, you might consider all team meetings to be held virtually, unless you can guarantee correct spacing for all team members) prior to staff members returning to work. You could explain the protocols and new rules and walk them through a day/shift to understand what this will look like. Why not do a virtual tour of the salon so they can see the changes for themselves? What do they need to do during every client visit? What do they need to do prior to a shift beginning and after a shift has ended? What will their breaks look like? Who will they be working with? What will they need to wear? You could give them time to understand and agree to this, as these will be their new working conditions. You might consider giving them enough notice for them to accept these changes. Take legal /HR advice where necessary. Please see below resource for you to consult with on this should you need to.

UK: <https://www.acas.org.uk/contact>

<https://www.citizensadvice.org.uk/health/coronavirus-what-it-means-for-you/>

Ireland: <https://www.cipd.ie/news-resources/coronavirus> ,  
[https://www.citizensinformation.ie/en/employment/employment\\_rights\\_during\\_covid19\\_restrictions.html](https://www.citizensinformation.ie/en/employment/employment_rights_during_covid19_restrictions.html)

<https://www.citizensadvice.org.uk/health/coronavirus-what-it-means-for-you/>

## Team set-up:

You might want to begin by deciding what your opening hours will be. We have seen that salons opening in other countries have opened with extended hours in order to see as many clients as possible under the new social distancing rules, there can only be a certain number of people per square metre in the salon at any one time. We would recommend that you speak to your team in case there are objections or contractual constraints. It would be advisable to check if you're able to ask their employees to work different hours based on their contracts. Similarly, we would recommend that you check if there are any limitations on opening hours with your local authority.

Once you have determined opening hours, it is worth considering splitting your team in two. This is another initiative from other countries who have already reopened. The purpose of having a Team A and a Team B means that you can control potential infection spread and maintain your business should there be an employee or client who may be infectious. If an employee on Team A or a client being seen by Team A contracts Covid-19 or if they display symptoms, all of Team A would need to self-isolate. Team B would remain operational and your business can stay open. You will need to designate yourself to one team and you will need to designate someone who can deputise your role during the other shift.

Also, we would also suggest that a client that is seen by team A is always seen by someone in team A vs B until both teams can join to minimise infection.

Similarly, if you have a salon who has separate stylists and colourists, try to have the same partnership working together as much as possible to mitigate risk of infection spread between employees.

## **Opening Hours & Shift Changes:**

Once you have determined your Team A and B (or more and bearing in mind who usually works together on specific clients), you can determine shifts. If you are opening longer days, the shifts are going to look very different. If you are open from 7am – 9pm for example, Team A could work from 7am – 2pm and Team B could work from 2.30pm to 9.30pm (allowing a thirty minute window between shifts to avoid overlap between teams). There would need to be a deep clean of all surfaces and equipment in between shift changes, so you may want to take half an hour out of the diary at this time to ensure it is cleaned correctly. Similarly, you would need half an hour at the end of the day to ensure everything is clean and disinfected ahead of opening the following day.

When considering opening hours – you may want to identify your vulnerable clients or maybe you have front line workers amongst your clients or team. How are you accommodating them? Could the first hour of the day be dedicated to the vulnerable as things are fresh and clean and there hasn't been people traffic since its last deep clean? Would you consider doing their hair at home should the government guidelines allow? For frontline workers – can you give them priority appointments around their shifts seeing as their time will be limited?

Any changes to your opening hours (including priority hours) – make sure this is clearly communicated on social media channels, website, and on Google my Business. Consider publishing a post on your social media or sending a message via the usual channel of communication you use with your clients e.g. text message. Always keep GDPR in mind at this time and be sure not to share any of your customer data with other customers when sending communication.

## **Breaks:**

When scheduling breaks, be mindful if you have a shared staff room or break room. How big is it? Can it accommodate more than one person with social distancing rules? You will need to stagger breaks to reflect this. As per usual, you should make sure employees take sufficient breaks in line with legal requirements. As a reminder on who is entitled to what please see below.

For UK see: <https://www.gov.uk/rest-breaks-work>

For IRELAND:

[https://www.citizensinformation.ie/en/employment/employment\\_rights\\_and\\_conditions/hours\\_of\\_work/rest\\_periods\\_and\\_breaks.html](https://www.citizensinformation.ie/en/employment/employment_rights_and_conditions/hours_of_work/rest_periods_and_breaks.html)

## **Changes to job / responsibilities:**

Consider the changes in responsibility that you might need your team to undertake. It is fair to say that everyone will be responsible for cleaning in one way or another. Please refer to the hygiene guidelines in this booklet to understand more.



You might want to dedicate one person per team, per shift to general cleaning. In the new context you might choose to no longer offer tea and coffee, you will be dealing with more express services if clients want to be in and out quickly so as to avoid additional time spent in salon (a learning shared by other countries who have already reopened) you will have less time spent at the backwash (more dry cuts, more rapid services and less intensive treatments). You will not be able to book another client when a client's colour is developing etc. Bearing all this in mind, there will be more free time to dedicate to cleaning. Until it is second nature, you might need to book this in people's calendars / columns so that they know what to do and when. Consider a cleaning checklist that they can check off after they see each client or a roster for common areas much like the type seen in toilets for regular scheduled cleaning checks – can you have this bi-hourly for areas such as reception, colour bar, retail area, waiting area, door handles, toilets, staff room etc.?

Consider appointing a Covid-19 Coordinator for the salon (this could be your role) who is in charge of keeping up to date with any changes in protocol as advised by the government and ensures the salon is complying with the public health and safety guidelines. They would also be responsible for reporting any possible cases to the local authority. They could keep tabs on the protective equipment levels and other important hygiene materials such as soap, disinfectant and bin liners. In the event of someone becoming ill with Covid-19 symptoms (whether it's an employee or a staff member), they would also be responsible for contacting both staff and clients who might have come into contact with this person so that they can self-isolate.

## **Keeping records**

The UK Government Guidelines advise that all businesses who are working in close contact with others e.g. hairdressing should keep records of anyone who enters their place of work. By maintaining records of staff, customers and visitors, and sharing these with NHS Test and Trace where requested, you can help us to identify people who may have been exposed to the virus. Containing outbreaks early is crucial to reduce the spread of COVID-19. This will help to avoid the reintroduction of lockdown measures and support the country to return to, and maintain, a more normal way of life.

### **Information to collect**

The following information should be collected by the venue, where possible:

- staff
  - the names of staff who work at the premises
  - a contact phone number for each member of staff
  - the dates and times that staff are at work
- customers and visitors
  - the name of the customer or visitor. If there is more than one person, then you can record the name of the 'lead member' of the group and the number of people in the group
  - a contact phone number for each customer or visitor, or for the lead member of a group of people

- date of visit, arrival time and, where possible, departure time
- if a customer will interact with only one member of staff (e.g. a hairdresser), the name of the assigned staff member should be recorded alongside the name of the customer

This information should be recorded digitally if possible, but a paper record is acceptable too.

### **If someone does not wish to share their details, or provides incorrect information**

Although this is voluntary, please encourage customers and visitors to share their details in order to support NHS Test and Trace and advise them that this information will only be used where necessary to help stop the spread of COVID-19.

If a customer or visitor informs you that they do not want their details shared for the purposes of NHS Test and Trace, they can choose to opt out, and if they do so you should not share their information used for booking purposes with NHS Test and Trace.

The accuracy of the information provided will be the responsibility of the individual who provides it. You do not have to verify an individual's identity for NHS Test and Trace purposes.

### **How records should be maintained**

You should hold records for 21 days. This reflects the incubation period for COVID-19 (which can be up to 14 days) and an additional 7 days to allow time for testing and tracing. After 21 days, this information should be securely disposed of or deleted. When deleting or disposing of data, you must do so in a way that does not risk unintended access (e.g. shredding paper documents and ensuring permanent deletion of electronic files).

### **General Data Protection Regulation (GDPR)**

The data must be handled in accordance with GDPR to protect the privacy of your staff, customers and visitors. This section sets out the steps you can take to comply with GDPR.

GDPR allows you to request contact information from your staff, customers and visitors and share it with NHS Test and Trace to help minimise the transmission of COVID-19 and support public health and safety. It is not necessary to seek consent from each person, but you should make clear why the information is being collected and what you intend to do with it.

For example, if you already collect this information for ordinary business purposes, you should make staff, customers and visitors aware that their contact information may now also be shared with NHS Test and Trace.

You do not have to inform every customer individually. You might, for example, display a notice at your premises or on your website setting out what the data will be used for and the circumstances in which it might be accessed by NHS Test and Trace.

Personal data that is collected for NHS Test and Trace, which you would not collect in your usual course of business, must be used only to share with NHS Test and Trace. It must not be used for other purposes, including marketing, profiling, analysis or other purposes unrelated to contact tracing, or you will be in breach of GDPR. You must not misuse the data in a way that is misleading or could cause an unjustified negative impact on people e.g. to discriminate against groups of individuals.

Appropriate technical and security measures must be in place to protect customer contact information, and the ICO has produced guidance on this. These measures will vary depending on how you choose to hold this information, including whether it is collected in hard copy or electronically. We would prefer you to record and protect information electronically, but we understand this might not be possible. You must ensure that individuals are able to exercise their data protection rights, such as the right of erasure or the right to rectification (where applicable).

### **When information should be shared with NHS Test and Trace**

NHS Test and Trace will ask for these records only where it is necessary, either because someone who has tested positive for COVID-19 has listed your premises as a place they visited recently, or because your premises have been identified as the location of a potential local outbreak of COVID-19.

NHS Test and Trace will work with you, if contacted, to ensure that information is shared in a safe and secure way. You should share the requested information as soon as possible to help us identify people who may have been in contact with the virus and help minimise the onward spread of COVID-19.

NHS Test and Trace will handle all data according to the highest ethical and security standards and ensure it is used only for the purposes of protecting public health, including minimising the transmission of COVID-19.

If you are contacted by NHS Test and Trace

Contact tracers will:

- call you from 0300 013 5000
- send you text messages from 'NHStracing'
- ask you to sign into the NHS Test and Trace contact-tracing website

Contact tracers will never:

- ask you to dial a premium rate number to speak to them (for example, those starting 09 or 087)
- ask you to make any form of payment or purchase a product or any kind
- ask for any details about your bank account
- ask for your social media identities or login details, or those of your contacts
- ask you for any passwords or PINs, or ask you to set up any passwords or PINs over the phone
- disclose any of your personal or medical information to your contacts

- ask about protected characteristics that are irrelevant to the needs of test and trace
- provide medical advice on the treatment of any potential coronavirus symptoms
- ask you to download any software to your PC or ask you to hand over control of your PC, smartphone or tablet to anyone else
- ask you to access any website that does not belong to the government or NHS

### **How NHS Test and Trace will take steps to minimise transmission**

If you receive a request for information from NHS Test and Trace this does not mean that you must close your establishment. NHS Test and Trace will, if necessary, undertake an assessment and work with you to understand what actions need to be taken.

Depending on the circumstances and the length of time that has elapsed, this could include arranging for people to be tested, asking them to take extra care with social distancing and/or – in some circumstances – asking them to self-isolate. NHS Test and Trace will give you the necessary public health support and guidance. Your staff will be included in any risk assessment and NHS Test and Trace will advise them what they should do.

If there is more than one case of COVID-19 on your premises, you should contact your local health protection team to report the suspected outbreak.

For further details on this please see [here](#).

## **Sick Pay**

### **In the UK:**

Those who follow advice to stay at home and who cannot work as a result will be eligible for Statutory Sick Pay (SSP), even if they are not themselves sick (if they are living with someone with symptoms for instance).

Employers should use their discretion and respect the medical need to self-isolate in making decisions about sick pay.

Anyone not eligible to receive sick pay, including those earning less than an average of £118 per week, some of those working in the gig economy, or self-employed people, is able to claim Universal Credit and/or contributory Employment and Support Allowance.

In order to help employers pay those who are on sick leave, the government will bring forward legislation to allow small-and medium-sized businesses and employers to reclaim Statutory Sick Pay (SSP) paid for sickness absence due to Covid-19.

### **Please note:**

- This refund will cover up to 2 weeks' SSP per eligible employee who has been off work because of Covid-19.
- Employers with fewer than 250 employees will be eligible - the size of an employer will be determined by the number of people they employed as of 28 February 2020.

- Employers will be able to reclaim expenditure for any employee who has claimed SSP (according to the new eligibility criteria) as a result of Covid-19.
- Employers should maintain records of staff absences and payments of SSP, but employees will not need to provide a GP fit note. If evidence is required by an employer, those with symptoms of coronavirus can get an isolation note from NHS 111 online and those who live with someone that has symptoms can get a note from the NHS website.
- Eligible period for the scheme will commence the day after the regulations on the extension of SSP to those staying at home comes into force.
- The government will work with employers over the coming months to set up the repayment mechanism for employers as soon as possible.

### **Eligibility:**

You can use the scheme as an employer if:

- you're claiming for an employee who's eligible for sick pay due to Coronavirus
- you've had a PAYE payroll scheme that was created and started on or before 28 February 2020
- you've had fewer than 250 employees on 28 February 2020

The scheme covers all types of employment contracts, including: scheme covers all

- full-time employees
- part-time employees
- individuals on Agency contracts (FYI these individuals would need to submit relevant FIT notes to their employer, which would be the Agency)
- employees on flexible or zero-hour contracts

The HMRC will let you know when the scheme will end.

### **How to access the scheme:**

A rebate scheme is being developed. Further details will be provided in due course once the legalisation has passed.

### **Please note: Records you must keep**

You must keep records of all the statutory sick payments that you want to claim from HMRC, including:

- the reason why an employee could not work
- details of each period when an employee could not work, including start and end dates
- details of the SSP qualifying days when an employee could not work
- National Insurance numbers of all employees who you have paid SSP to

You'll have to keep these records for at least 3 years following your claim.

## **Who to contact: HMRC**

### **In Ireland:**

If you or your employee has been diagnosed with Covid-19, or are medically certified to self-isolate as a result of Covid-19, you can apply for Illness Benefit for Covid-19 absences which is higher than the standard rate (€350 per week). You can apply for this whether you are an employee or if you are self-employed.

### **Eligibility:**

To receive the enhanced payment, you must be:

- self-isolating on the instruction of a doctor or the HSE due to being a possible source of infection or diagnosed with Covid-19 (Coronavirus)

**and**

- absent from work and confined to your home or a medical facility

An IB claim form must be submitted (on line or by post) and medical certification must be provided by your GP or relevant HSE documentation provided.

### **How to Apply:**

- If you are diagnosed with Covid-19, or advised to self-isolate due to being a possible source of infection by a doctor, the doctor will then complete a medical certificate on your behalf and send this directly to the department. To complete the medical certification, your doctor will ask you for your name, PPSN and Date of Birth.
- Alternatively, if you have been advised by the HSE that you must self-isolate due to being a possible source of infection (e.g. contact tracing) ,you will have received a text or a letter from the HSE. You will need to submit a copy of this notification with your Illness Benefit application form.
- If you are returning from travel abroad and following HSE self-isolation advice, and are not being paid by your employer, you will require your GP to complete a medical certificate on your behalf.
- If you require two successive period of self-isolation i.e. four weeks in total, separate claims must be submitted for both periods, with medical certification provided.

### **Apply Online:**

- You can apply for the emergency Covid-19 payment online at [mywelfare.ie](https://mywelfare.ie).
- All you need to apply for the service is a basic MyGovID account. There are no appointments or anything for this. All you need is an email address and it only takes 2 minutes to sign up.
- Once you've got the basic MyGovID account (or if you already have an existing MyGovID account), just click the button below to apply for this payment.
- It is very important to fill in your bank details correctly, include IBAN and BIC to avoid delays to your payments.
- Medical certification from your GP or a letter or text from the HSE must be provided. Please ensure that your GP has submitted the certification electronically or by post to the Department. Where you have a text or letter from the HSE please submit it as an attachment with your application for COVID IB.
- You can [click here](#) to apply online.



**Apply by post:**

To get a form and apply by post please click [here](#)

**It is very important to fill in your bank details correctly, include IBAN and BIC to avoid delays to your payments.**

Once both the application form **and** the medical certificate are received payment will be processed.

You should continue to liaise with your doctor in relation to your diagnosis and the length of time you are medically certified unfit to work because of Covid-19.

**IRELAND ONLY:**

Workers whose employers do not supplement/top-up the State Illness Benefit payment (COVID-19)

Workers in receipt of the enhanced illness benefit payment who still face financial distress because their employer fails to pay sick pay beyond the level paid by the State, can apply for additional emergency income support, in the form of Supplementary Welfare Allowance which is based on a means test.

Applications are usually made in person, normally when a person is no longer confined to their home.

People who require immediate support and cannot attend an Intreo Centre can contact the DEASP Income Support Helpline for COVID-19 between 9am and 5pm Monday to Friday.

**Sick pay for self-isolation**

In the UK:

As of 13 March 2020, employees and workers who self-isolate must receive any Statutory Sick Pay (SSP) due to them from the first day they're absent from work if it's because:

- they have coronavirus
- they have coronavirus symptoms, for example a high temperature, a new continuous cough or a loss of, or change in, sense of smell or taste
- someone in their household has coronavirus symptoms
- they've been told to 'shield' by the NHS because of an underlying health condition
- they've been told to self-isolate by a doctor or NHS 111
- they've been told to self-isolate by a government 'test and trace' service, because they've been in close contact with someone who tested positive ('NHS Test and Trace' in England or 'Test and Protect' in Scotland)

Some employers can claim back up to 2 weeks' SSP they've paid to anyone because of coronavirus. Please see section below or [find out more about claiming back SSP due to coronavirus on GOV.UK](#).

Employers might offer more than SSP – 'contractual' sick pay. [Find out more about sick pay](#).

If an employee or worker cannot work, they should tell their employer:

- as soon as possible the reason
- how long they're likely to be off for

If someone has symptoms and lives alone, they must self-isolate for 7 days.

If someone lives in a household and is the first to have symptoms, they must self-isolate for 7 days. Everyone else in their household must self-isolate for 14 days.

If anyone else in the household starts displaying symptoms, the person with the new symptoms must self-isolate for 7 days. This is regardless of where they are in the 14-day isolation period.

For more about households with coronavirus symptoms:

- in England, see [guidance for households with possible coronavirus on GOV.UK](#)
- in Scotland, see [NHS Inform Scotland](#)
- in Wales, see [Welsh Government guidance](#)
- in Northern Ireland, see [Northern Irish Government guidance](#)

### **If someone is told to self-isolate by a test and trace service**

If a government 'test and trace' service tells someone they've been in close recent contact with someone who has tested positive, they must self-isolate for 14 days. If they develop symptoms, everyone else in their household must self-isolate for 14 days.

For more information about test and trace:

- in England, see [NHS Test and Trace on GOV.UK](#)
- in Scotland, see [Test and Protect on gov.scot](#)
- in Northern Ireland, see [Contact Tracing Service](#)
- in Wales, see [test, trace, protect](#)
- in Ireland, see [contact tracing](#)

### **If the employer needs proof**

Employees in self-isolation need to follow their workplace's usual sickness reporting process.

Employees can 'self-certify' for the first 7 days off work. This means following their workplace process but not having to get a note from a doctor or NHS 111.

Those self-isolating due to coronavirus for more than 7 days can get an online self-isolation note from the:

NHS website

NHS mobile phone app – for those registered with a GP in England

Please note, employers might need to be flexible if asking for self-isolation notes. For example, an employee with severe symptoms might not be able to get a note straight away.

Further advice and information can be found below:

<https://www.acas.org.uk/coronavirus/self-isolation-and-sick-pay>

### **In Ireland:**

Where a registered medical practitioner or a HSE medical officer has identified you as a probable source of infection of Covid-19 and you are required to self-isolate, you may apply for Illness Benefit for COVID-19 absences. This will be paid for a maximum period of two weeks self-isolation and will only be paid where individuals remain confined to their home or a medical facility while in receipt of this enhanced Illness Benefit.

You must remain confined to your home or a medical facility while in receipt of Illness Benefit for COVID-19 absences. If you are found to be clear of COVID-19, you will only receive payment for a maximum of two weeks. If you are diagnosed with COVID-19 (Coronavirus), you will receive payment for the full duration of your illness up to 10 weeks.

### **What if an employee needs time off work to look after someone**

In the UK:

Employees are entitled to time off work to help someone who depends on them (a 'dependant') in an unexpected event or emergency. This could apply to situations to do with coronavirus.

A dependant does not necessarily live with the person, for example they could be an elderly neighbour or relative who relies on the person for help.

There's no statutory right to pay for this time off, but some employers might offer pay depending on the contract or workplace policy.

The amount of time off an employee takes to look after someone must be reasonable for the situation. For example, they might take 2 days off to start with, and if more time is needed, they can book holiday.

If a dependant such as a partner, child or relative in the same household gets coronavirus symptoms, they should receive Statutory Sick Pay (SSP) as a minimum for this time.

They'll also need to follow self-isolation guidance.

[Find out more about time off for dependants.](#)

## **School closures**

As schools in England, Scotland and Wales are still partially closed except for teaching some children of key workers and certain specific year groups and areas, this will have an effect on care and working arrangements. This may be an anxious time for parents, and employers will need to be planning cover at work.

If employees need emergency time off for child care or to make new arrangements, they can use:

- [time off to care for someone else](#)

- holiday, if their employer agrees

Employers and employees can consider these steps:

- talking to each other early on about time off that might be needed

- agreeing regular conversations so both can plan ahead

- agreeing flexible working instead of taking longer periods of time off, for example working from home or changing working hours to allow for child care

If any agreement is made, it's a good idea for it to be in writing.

<https://www.acas.org.uk/coronavirus/time-off-work-to-look-after-someone>

In Ireland:

If you need to take time off work to care for somebody with COVID-19 (Coronavirus), you can apply for [Illness Benefit for COVID-19 absences](#). If you lose your job, you can apply for the [COVID-19 Pandemic Unemployment Payment](#).

## **Your employment rights when it comes to taking a leave of absence**

Where it is not possible to make appropriate compassionate leave arrangements, employees can call on some statutory entitlements.

An employee is entitled to paid leave, known as '**force majeure leave**' to provide urgent care for an immediate family relative such as a child, spouse, brother, sister, parent or grandparent. It is also available to a partner who is living with the employee. Force majeure is limited to a total of three days in a 12 month period or five days in a 36 month period. In the exceptional circumstances of Covid-19 it is expected that employers will, if at all possible, facilitate people by allowing them to take the full 5 days entitlement in one block, as required.

Parents are entitled, with 6 weeks' notice, to take up to 22 weeks unpaid **parental leave** to care for each child up to 12 years of age (16 years of age in the case of a child with a disability).

Parents are also entitled, with 6 weeks' notice, to take **parents leave** of 2 weeks for each child under 1 year of age born on or after 1 November 2019. Parents taking parents leave are eligible to apply for Parent's Benefit from the Department of Employment Affairs and Social Protection. Applications can be made online at [www.mywelfare.ie](http://www.mywelfare.ie) or by post.

Employers are free to waive notice periods for parental/parents leave or to agree to provide paid leave as an alternative to parental/parents leave. Employers can also agree alternative leave/absence arrangements.

### **Team Holidays:**

Holiday pay and holiday cover once your business is back up and running is a large concern for many, and that in part is due to the lack of clarity and advice on the subject.

### **UK:**

First of all, what should you do about holidays if your staff are on furlough? You might consider here below the advice that is recommended by ACAS.

**Bank holidays** - Bank holidays are usually part of the legal minimum 5.6 weeks' paid holiday.

Employers can still require employees and workers to take paid holiday on a bank holiday, unless they're off sick. They must give employees or workers notice.

Employees and workers can also ask to take a day's paid holiday on a bank holiday. If the employer agrees, they must get their usual pay in full.

If bank holidays cannot be taken off due to Coronavirus, employees and workers should use the holiday at a later date in their leave year.

In terms of payment, the employer would top up the 80% to 100% of what the employee would normally have received for holidays including average commission. It isn't clear if employers pay 100% of the cost or can use the furlough monies (UK only). But if you use the 80% furlough monies and top up and that is wrong you would be repaying the furlough monies for holiday days and you would have paid that anyway for holidays pre coronavirus

### **Ireland:**

Full-time employees are statutorily entitled to payment for all Public Holidays and for a minimum of 20 days annual leave per year (1.66 days per month of employment).

When an employee is on annual leave, sick leave, maternity leave, paternity leave or adoptive leave and the employer's company policy is to continue to pay the employee on leave their salary for a set period of time, DEASP will continue to pay the agreed subsidy as long as the employer continues to pay the employee, subject to a maximum of seven weeks per year in the case of paid sick leave.

An employee's absence from work should be explained by the employer in the Comments area of the Wage Subsidy Scheme when completing the Wage Subsidy Review. If zero hours have been worked, a nil WSR return should be made.

**When no salary at all is being paid by the employer, no wage subsidy payment will be made to the employer:**

Many employers deduct the amount of any social welfare payment being claimed by an employee from their weekly salary when they are absent from work (usually because the employee has nominated their employer to receive their social welfare payment). In this case, DEASP will pay any shortfall between the two payments as a subsidy to the company.

If the amount of the social welfare payment being claimed by the employee (and paid to the employer) is greater than the amount of the wage subsidy that would usually be paid to the employer, no wage subsidy payment will be made to the employer.

**Using holiday** - Employers, employees and workers should be as flexible as they can about holiday during the coronavirus pandemic.

**Recommendations:**

- Talk about any plans to use or cancel holiday during Coronavirus as soon as possible
- Discuss why holiday might need to be taken or cancelled
- Listen to any concerns, either from staff or the employer
- Welcome and suggest ideas for other options
- Consider everyone's physical and mental wellbeing
- Be aware that it's a difficult time for both employers and staff

**If your employees are furloughed (UK only):**

Employees or workers who are temporarily sent home because there's no work ('furloughed workers'), can request and take their holiday in the usual way, if their employer agrees. This includes bank holidays. Furloughed workers must get their usual pay in full, for any holiday they take.

**Previously booked holidays:**

An employee may no longer want to take time off they'd previously booked, for example because their hotel cancelled the booking. Their employer can insist they still take the time

off, but it's good practice to get agreement from the employee. If the employee wants to change when they take this time off, they'll need to get agreement from their employer.

**Requiring staff to take or cancel holiday:** Employers have the right to tell employees and workers when to take holiday. An employer could, for example, shut for a week and tell everyone to use their holiday entitlement. If the employer decides to do this, they must tell staff at least twice as many days before as the amount of days they need people to take. For example, if they want to close for 5 days, they should tell everyone at least 10 days before. Employers can also cancel pre-booked paid holiday. If they decide to do this, they must give staff at least the same number of days' notice as the original holiday request. For example, if an employee has booked 5 days holiday, the employer must tell them at least 5 days before the holiday starts that it's cancelled.

This could affect holiday staff have already booked or planned and cause upset. So employers should:

- Explain clearly why they need to do this
- Try and resolve anyone's worries about how it will affect their holiday entitlement or plans

You can also refer to the below links as other good sources of advice to refer to when planning your team's return to work.

IRELAND:

[https://www.nsai.ie/images/uploads/general/Covid-19\\_Workplace\\_Protection\\_and\\_Improvement\\_Guide.pdf](https://www.nsai.ie/images/uploads/general/Covid-19_Workplace_Protection_and_Improvement_Guide.pdf)

[https://www.nsai.ie/images/uploads/general/NSAI\\_Retail\\_Guide\\_COVID-19\\_20200525.pdf](https://www.nsai.ie/images/uploads/general/NSAI_Retail_Guide_COVID-19_20200525.pdf)

UK:

<https://www.gov.uk/guidance/working-safely-during-coronavirus-covid-19>

<https://www.acas.org.uk/coronavirus/returning-to-the-workplace>

# SECTION 4: SALON ORGANISATION

## SUMMARY OF THIS SECTION:

- Health and Safety Site Check
- General In-Salon Recommendations
- Allergy Alert Test

*This document does not constitute legal or financial or other advice from L'Oréal (UK) Limited and is not a substitute for obtaining independent advice. No representation, warranty, assurance or undertaking is or will be made, and no responsibility or liability is or will be accepted by L'Oréal (UK) Limited or any of its affiliated companies.*



## Health and Safety site check:

After reading the hygiene guidelines in this booklet and understanding what this entails, we would recommend that you do a full risk assessment (please note in England this is a requirement) of the salon bearing in mind these new hygiene principles. If you need a template or guidelines to follow for a risk assessment, please see below.

UK:

Here is an example of what that risk assessment might look like:

<https://www.hse.gov.uk/risk/casestudies/index.htm>

And here is a template you could use to conduct this assessment:

<https://www.hseni.gov.uk/publications/example-covid-19-risk-assessment-template>

Once a risk assessment has been done, the results should always be shared with your employees and clients. You can display a certificate of completion if you like. The template can be found here:

<https://assets.publishing.service.gov.uk/media/5eb97d30d3bf7f5d364bfbb6/staying-covid-19-secure-accessible.pdf>

Ireland:

Specific advice for Covid-19:

[https://www.hsa.ie/eng/topics/covid-19/covid-19\\_advice\\_for\\_employers\\_and\\_employees/](https://www.hsa.ie/eng/topics/covid-19/covid-19_advice_for_employers_and_employees/)

Advice on how to conduct Risk Assessment:

[https://www.hsa.ie/eng/Topics/Managing\\_Health\\_and\\_Safety/Safety\\_Statement\\_and\\_Risk\\_Assessment/](https://www.hsa.ie/eng/Topics/Managing_Health_and_Safety/Safety_Statement_and_Risk_Assessment/)

## Waiting Area:

Consider if your salon can accommodate a waiting area with social distancing in place? If not, can you either have a waiting area outside the salon (like we have seen supermarkets adopt) or can you stagger your appointments to limit the need for waiting? For example, if you need 15 minutes after each client appointment to do all the necessary cleaning protocols, can you ask the next client to arrive at this precise time?

## Reception Area:

Can you change the reception area? Can you have a plexi glass / perspex screen protection installed like you see in supermarkets to protect the staff there? Please note, the presence of a screen or plexi glass does not mean that social distancing can be lowered. You still must follow the rules of your local Government.

## Retail Area:

Can you change the retail area? No more testers, signage asking for clients not to touch the products etc.

## Styling Stations:

How many styling stations can be operational at any one time bearing in mind the new social distancing rules? Can you mark out the space dedicated to one styling station on the floor with tape to ensure no one walks into it whilst in use to respect the social distancing rules? It

is a good idea to mark out areas throughout the salon to make it clear for both clients and stylists alike. Would you consider a plexi glass / perspex screen installed in between operational styling stations protection installed like you see in supermarkets to add further protection? Please note, the presence of a screen or plexiglass does not mean that social distancing can be lowered. You still must follow the rules of your local Government.

### **Backwash Area:**

Can you have more than one backwash in operation at any one time with social distancing rules? Would you consider a plexi glass / perspex screen installed in between operational backwash stations protection installed like you see in supermarkets to add further protection?

### **Staff room:**

Is there space in your staff room for more than one staff member at a time?

### **Colour Bar:**

Where do you mix colour? Is there space for more than one person there? Do you need to dedicate one staff member to mixing colour to avoid multiple people being there at one time?

## **General in-salon recommendations:**

Where can you install handwashing and hand gel stations for both staff and clients alike?

Where can you place signage / communications on all the measures you are taking or the rules staff and clients need to follow?

Remove all unnecessary 'touchable' items such as magazines, ipads (unless specifically used in consultations and only used and touched by the stylist and immediately cleaned after use), menus, testers etc.

### **Payments:**

You might want to consider moving to card only payments during this time. It would also be worth considering to provide receipts via email to clients to avoid risk of infection. Can you position the card machine away from the reception desk on a table at a safe distance for instance? Please ensure it is cleaned after each use.

### **Provision Checking:**

- We know that cash flow is an issue facing many salons having been closed for many weeks. The first few weeks of re-opening will be critical balancing your outgoings as much as possible. With this in mind, order what you need to order. Carefully check your stock levels and your appointments – do you have what you need to cover these clients?
- Check stock levels of protective equipment and cleaning equipment. The hygiene section of this booklet outlines the hygiene guidelines of what protective equipment is recommended. Do you have enough considering staff numbers, client bookings and the recommendations of how often you need to change these items?

- Specifically on protective equipment (UK Only), from 1 May 2020, protective equipment purchased by care homes, businesses, charities and individuals to protect against Covid-19 will be free from VAT for a three-month period. This is on top of the import duties which have already been removed to ensure more essential equipment can get to the front line quicker.  
For more details please see below:  
<https://www.gov.uk/government/news/treasury-cut-taxes-to-reduce-ppe-costs>
- Have you ample stock of soap, hand gel, bin liners, cloths, wipes and cleaning agents (such as items recommended in the hygiene guide)?
- Have you covered bins (i.e. bins with lids on the top) which can be opened without touching them (foot pedal bins)? Have you enough in different areas of the salon?
- Have you enough of single use fabrics for clients? Bearing in mind the rules of the hygiene guide, you will need to wash items or dispose of them immediately after using on one client. Do you have enough towels? If using cotton towels, do you have a safe space to store clean ones so they will not get contaminated once washed correctly (see hygiene guidelines)? Do you have enough gowns? If not, would you consider using disposable items?

### **Client Bookings:**

- **Priority list** – have you been keeping track of who would be a priority once the salon is back up and running? Maybe clients have been contacting you or you could start working one out by checking your client history to see which clients would be overdue or which clients had appointments cancelled due to enforced closure and contact them to see who would like to be a priority for when re-opening takes place. Your client priority list will also help you begin to build your teams and shifts based on who needs to go when and who usually does their hair.

### **Booking in your appointments**

Once you have determined your priority list and your Team A and Team B you are ready to go. You could fill your diary based on this over a 4 week period, even if you don't know the exact date of opening yet. You would still know that at 7am of Day 1, Week 1 Mrs X is due for her cut and colour etc. This will help you move quickly once the date of re-opening is announced. Another idea coming from other countries was the option of automatic re-booking for 6 weeks' time. You keep your spot or you lose it, a little like what supermarkets are doing here for weekly deliveries. You could take a deposit for all bookings to help guarantee that clients respect the appointment but also to help with cash flow. Or why not ask for clients to pre-pay for their entire appointment in advance, similar to a voucher system just with an online coupon / voucher and not a physical paper one. Don't forget to allow time in between appointments to allow for cleaning and also to avoid a queue of people waiting for their appointment. Time management is key here. At this time, walk in appointments are not advised, try to stick to pre-booked appointments only. You should take bookings only via phone or online.

Finally, it is also a good idea to keep track of who is in the salon and the timings they are there for health and safety reasons. Maybe you could ask your receptionist to keep a log of when clients and staff enter the salon and when they leave in case you need to contact anyone in the event of someone becoming unwell. You may need to ask your clients permission to do this so please mention it upon their arrival in salon or at the time of confirming their booking.

### **Service Menu:**

We have heard from other countries emerging from lock down that there has been a pique in demand for express services. Clients want their hair done but they also want to be in and out as soon as possible. Similarly, the UK Government Guidelines (UK only) state that you should try to keep activity time as short as possible so as to lower the close contact time as much as possible. Consider the following changes upon re-opening:

**New Consultation** – The consultation is a key part to any appointment and this will be especially important after prolonged time since the last appointment. Our learnings from other countries where salons have reopened has shown that digital or virtual consultations can be a great way to avoid additional time spent in salon meaning clients will feel reassured but also this means your stylists can pre-prepare as much as possible prior to the appointment and can get straight to work once their client arrives.

Similarly this should save on time which can be spent on the additional cleaning protocols instead.

### **When:**

We would recommend that these are done for the first few weeks PRIOR to re-opening. Once you have your first 4 weeks booked in, you can start scheduling 15 minute calls with your clients. If you want your stylists to do this directly, you would need to take them off furlough and pay them for their time.

### **How & Where:**

First decide on the best method for doing the virtual consultation. You might need to tweak the methodology depending on the client. Prior to setting up the call try and ask the client to position themselves next to a window or with good natural light so that you can see their hair in the best possible conditions.

### **What to talk about:**

Aside from the usual questions you would ask in a classic consultation, don't forget to mention the timings of the appointment once you have determined what to do and let them agree if this is acceptable. This could be a good moment to share with them some of the additional precautions they might encounter upon arrival at the salon – although for in depth sharing of these new measures we have some advice on this below.

### **Other considerations:**

Can you ask your client to take an up close picture of their roots to share this with you in advance? Can they send you some photos or share a digital mood board of what they would like to achieve during the appointment? This will allow your stylist / you to prepare for the call as much as possible and to manage expectations.

### **Allergy Alert Test:**

We know that clients have had a prolonged amount of time away from the salon and they may or may not have done at-home solutions during this period of closure. Therefore it is advisable to bring all of your colour clients through the Health & Safety Protocol to determine if they need to have an Allergy Alert Test or not prior to their colour application.

As a reminder:

The Allergy Alert Test is an essential part of any colour client's journey and now, more than ever, health and safety is at the forefront of everyone's minds. With the prolonged gap between colour applications due to the closure of salons, we would recommend to revisit this process with clients once the salon reopens. We would advise that you continue to use the same Health and Safety Protocol as previously recommended, questioning your clients in the same manner. As per usual, if it has been longer than 6 months since a client's last professional colour application, we would advise you to perform an Allergy Alert Test. Also, please always refer to manufacturer's instructions which can be located inside every tube of colourant or on the outer packaging (depending on what product it is).

### **Allergy Alert Test Covid-19 FAQs:**

#### **What should I do if my client has been using a coloured shampoo or conditioner at home?**

Generally, coloured shampoo's or conditioners are retail products, therefore it is the clients responsibility to Allergy Alert Test themselves prior to use and these products do not tend to affect the Health & Safety Protocol and professional services, however, if concerned, it would always be advised to conduct an Allergy Alert Test 48 hours before a colour application takes place.

#### **What should I do if my client has been using root touch up sprays or powders at home?**

Root touch up sprays and powders are basically "make-up" for the hair and do not require any Allergy Alert Test so wouldn't affect colour applications when back in salon.

Please note, that our Health & Safety Protocol is a guide, and if any colourist is in doubt, they should always conduct an Allergy Alert Test or not continue with a colour application.

If you need to refresh you or your team's knowledge on how to perform an Allergy Alert Test you can find details below:

Please [click here](#) for a copy of our Health & Safety protocol. This guide can help you with your line of questioning to determine whether or not a client requires an Allergy Alert Test.

Or to refresh your memory on health and safety in general please refer to below link on Access:

<https://uk.lorealaccess.com/learn/course/6825/play>

Should you have any further questions on this or anything else surrounding our products please contact Salon Advisory: 0800 0304 034 FOR UK and 1800 535 616 for Ireland.

# **SECTION 5: CONTINUED GOVERNMENT SUPPORT**

## **SUMMARY OF THIS SECTION:**

- **Government Grants or Loans to help Cash Flow**
- **Claiming back Statutory Sick Pay (UK Only)**
- **Support in paying salaries / wages**
- **Support with Apprenticeships (UK Only)**
- **Summary of help and who to contact**

*This document does not constitute legal or financial or other advice from L'Oréal (UK) Limited and is not a substitute for obtaining independent advice. No representation, warranty, assurance or undertaking is or will be made, and no responsibility or liability is or will be accepted by L'Oréal (UK) Limited or any of its affiliated companies.*

## **Continued Government Support after Reopening:**

In this section we will detail all the on-going support you can avail of now and once your salon is back up and running again.

## **Government Grants or Loans to help Cash Flow:**

If you are struggling with cash flow, the Government still has a number of grant supports or loans available to support.

### **In the UK:**

To find out which you might be best suited to or eligible for, use the support finder below.

<https://www.gov.uk/business-coronavirus-support-finder>

### **In IRELAND:**

**Credit Guarantee Scheme:** The Credit Guarantee Scheme supports loans up to €1 million for periods of up to 7 years. Applications can be made to AIB, Bank of Ireland and Ulster Bank. Eligibility criteria apply.

Credit Guarantee Scheme for COVID-19 FAQs

**COVID-19 Business Loans:** Microenterprises can access COVID-19 Business Loans of up to €50,000 from Microfinance Ireland. The terms include a six months interest free and repayment free moratorium, with the loan to then be repaid over the remaining 30 months of the 36-month loan period. Loans are available at an interest rate of between 4.5% and 5.5%. Businesses can apply through their Local Enterprise Office or directly at [microfinanceireland.ie](http://microfinanceireland.ie). Eligibility criteria apply.

Microfinance Ireland COVID-19 Business Loan FAQs

**COVID-19 Working Capital Scheme:** The €450m SBCI COVID-19 Working Capital Scheme for eligible businesses supports loans from €25,000 up to €1.5 million (first €500,000 unsecured) with a maximum interest rate of 4%. Applications can be made through the SBCI website at [sbci.gov.ie](http://sbci.gov.ie). Eligibility criteria apply.

SBCI COVID-19 Working Capital Scheme FAQs

**Sustaining Enterprise Fund for Small Enterprise:** As part of the Sustaining Enterprise Fund, Enterprise Ireland will administer a specific Sustaining Enterprise Fund for Small Enterprise. This fund will provide a short term working capital injection of up to €50,000 to eligible smaller companies to support business continuity and strengthen their ability to return to growth.

Summary of all support available to businesses can be found here:

<https://dbej.gov.ie/en/Publications/Supports-for-businesses-COVID-19.html>

## **UK ONLY: Check if you can claim back Statutory Sick Pay paid to employees due to coronavirus (COVID-19)**

If you're an employer, find out if you can use the Coronavirus Statutory Sick Pay Rebate Scheme to claim back employees' coronavirus-related Statutory Sick Pay (SSP).

The online service you'll use to claim back Statutory Sick Pay (SSP) is now available.

The Coronavirus Statutory Sick Pay Rebate Scheme will repay employers the Statutory Sick Pay paid to current or former employees.

### **Eligibility:**

You can use the scheme as an employer if:

- you're claiming for an employee who's eligible for sick pay due to coronavirus
- you have a PAYE payroll scheme that was created and started on or before 28 February 2020
- you had fewer than 250 employees on 28 February 2020 across all your PAYE payroll schemes

Employees do not have to give you a doctor's fit note for you to make a claim. But you can ask them to give you either:

- an isolation note from NHS 111 - if they are self-isolating and cannot work because of coronavirus (COVID-19)
- the NHS or GP letter telling them to stay at home for at least 12 weeks because they're at high risk of severe illness from coronavirus

The scheme covers all types of employment contracts, including:

- full-time employees
- part-time employees
- employees on agency contracts
- employees on flexible or zero-hour contracts
- fixed term contracts (until the date their contract ends)

HMRC will let you know when the scheme will end.

### **If you're claiming for wage costs through the Coronavirus Job Retention Scheme**

You can claim back from both the Coronavirus Job Retention Scheme and the Coronavirus Statutory Sick Pay Rebate Scheme for the same employee but not for the same period of time.

### **State aid limits**

Your claim amount should not take you above the state aid limits under the EU Commission temporary framework. This is when combined with other aid received under the framework. The maximum level of state aid that a business may receive is €800,000.



## Using an agent to do PAYE online

If you use an agent who is authorised to do PAYE online for you, they will be able to claim on your behalf. You should speak to your agent about whether they are providing this service.

If you would like to use an agent, but do not have one authorised to do PAYE online for you, you can do that by accessing your [HMRC online services](#) and selecting 'Manage Account'.

You must be enrolled in PAYE online for employers to do this and will need to ask your agent for their agent ID. Your agent can get this from their HMRC online service for agents by selecting 'authorise client.'

You can also use this service to remove authorisation from your agent if you do not want it to continue after they have submitted your claim(s).

If an agent makes a claim on your behalf, you will need to tell them which bank account you would like the grant to be paid into. You must only provide bank details where a BACS payment can be accepted.

## What you can claim

The repayment will cover up to 2 weeks Statutory Sick Pay starting from the first qualifying day of sickness, if an employee is unable to work because they:

- have coronavirus symptoms
- are self-isolating because someone they live with has symptoms
- are self-isolating because they've been notified by the NHS or public health bodies that they've come into contact with someone with coronavirus
- are shielding and have a letter from the NHS or a GP telling them to stay at home for at least 12 weeks

You can claim from the first qualifying day your employee is off work if the period of sickness started on or after:

- 13 March 2020 - if your employee had coronavirus or the symptoms or is self-isolating because someone they live with has symptoms
- 16 April 2020 - if your employee was shielding because of coronavirus
- 28 May 2020 - if your employee has been notified by the NHS or public health bodies that they've come into contact with someone with coronavirus

A 'qualifying day' is a day an employee usually works on. The weekly rate was £94.25 before 6 April 2020 and is now £95.85. If you're an employer who pays more than the weekly rate of Statutory Sick Pay you can only claim up to the weekly rate paid.

[Use the SSP calculator](#) to work out the actual amount.

## Records you must keep

You must keep records of Statutory Sick Pay that you've paid and want to claim back from HMRC.

You must keep the following records for 3 years after the date you receive the payment for your claim:

- the dates the employee was off sick
- which of those dates were qualifying days
- the reason they said they were off work - if they had symptoms, someone they lived with had symptoms or they were shielding
- the employee's National Insurance number

You can choose how you keep records of your employees' sickness absence. HMRC may need to see these records if there's a dispute over payment of SSP.

You'll need to print or save your state aid declaration (from your claim summary) and keep this until 31 December 2024.

## **How to claim**

You must have paid your employees' sick pay before you claim it back.

You can claim back coronavirus-related Statutory Sick Pay using the online service.

If you use an agent who is authorised to do PAYE online for you, they will be able to claim on your behalf.

Employers who are unable to claim online should have received a letter on an alternative way to claim. Contact HMRC if you have not received a letter and are unable to make any eligible claims online.

## **Other help you can get**

### **Get help online**

Use HMRC's digital assistant to find more information about the coronavirus support schemes.

## **Contacting HMRC**

You can contact HMRC about the Coronavirus Statutory Sick Pay Rebate Scheme if you cannot get the help you need online.

## **Support in paying salaries / wages:**

### **In the UK:**

#### **Updates to the Job Retention Scheme**

- In June and July, the scheme will continue as before, with no employer contribution at all. The Government will continue to pay 80% of wage costs, up to £2500pm as well as employer National Insurance (ER NICs) and pension contributions.
- From 1 July, employers can bring back to work employees that have previously been furloughed for any amount of time and any shift pattern, while still being able to claim CJRS grant for their normal hours not worked. So this means that employers have flexibility to bring back employees for a number of days per week. On days where staff work, employers would be expected to pay full salaries.

- When claiming the CJRS grant for furloughed hours; employers will need to report and claim for a minimum period of a week.
- The scheme will close to new entrants from 30 June. From this point onwards, employers will only be able to furlough employees that they have furloughed for a full 3 week period prior to 30 June.
- This means that the final date by which an employer can furlough an employee for the first time will be 10 June, in order for the current 3 week furlough period to be completed by 30 June. Employers will have until 31 July to make any claims in respect of the period to 30 June.
- Further guidance on flexible furloughing and how employers should calculate claims will be published on 12 June.
- From 1 August: The government will still pay 80% of wages up to a cap of £2,500. But Employers will pay ER NICs and pension contributions – for the average claim, this represents 5% of the gross employment costs the employer would have incurred had the employee not been furloughed.
- From 1 September: The government will pay 70% of wages up to a cap of £2,187.50. Employers will pay ER NICs and pension contributions and 10% of wages to make up 80% total up to a cap of £2,500. For the average claim, this represents 14% of the gross employment costs the employer would have incurred had the employee not been furloughed.
- From 1 October: The government will pay 60% of wages up to a cap of £1,875. Employers will pay ER NICs and pension contributions and 20% of wages to make up 80% total up to a cap of £2,500. For the average claim, this represents 23% of the gross employment costs the employer would have incurred had the employee not been furloughed.
- From 1 November the JRS scheme will end and employers will have to pay 100% of employment costs.

Details of the announcement are here below:

<https://www.gov.uk/government/news/chancellor-extends-self-employment-support-scheme-and-confirms-furlough-next-steps>

For more information and further updates in general on the Coronavirus Job Retention Scheme, check below:

<https://www.gov.uk/guidance/claim-for-wage-costs-through-the-coronavirus-job-retention-scheme#history>

## **In IRELAND:**

### **Temporary Wage Subsidy Scheme**

The scheme, enables employees, whose employers are affected by the pandemic, to receive significant supports directly from their employer.

The operation of the Temporary Wage Subsidy Scheme will be available to employers who keep employees on the payroll throughout the COVID-19 pandemic, meaning employers can retain links with employees for when business picks up after the crisis. Additionally, the operation of the scheme will reduce the burden on the Department of Employment Affairs and Social Protection (DEASP) which is dealing with the other COVID-19 related payments.

Employers are encouraged to facilitate employees by operating the scheme, by retaining employees on their books and by making best efforts to maintain a significant, or 100% income, for the period of the scheme.

## **Key Features of the scheme**

- replaces the previous COVID-19 Refund Scheme
- initially, and from this Thursday (26 March 2020), the subsidy scheme will refund employers up to a maximum of €410 per each qualifying employee
- however, employers should pay no more than the normal take home pay of the employee
- the subsidy scheme applies to employers who top up employees' wages and those that aren't in a position to do so
- employers make this special support payment to their employees through their normal payroll process
- employers will then be reimbursed for amounts paid to employees and notified to Revenue via the payroll process
- the reimbursement will, in general, be made within two working days after receipt of the payroll submission
- in April, the scheme will move to a subsidy payment based on 70% of the weekly average take home pay for each employee up to a maximum of €410\*
- income tax and USC will not be applied to the subsidy payment through the payroll
- employee PRSI will not apply to the subsidy or any top up payment by the employer
- employers PRSI will not apply to the subsidy and will be reduced from 10.5% to 0.5% on the top up payment.

## **Who the scheme applies to**

The scheme is available to employers from all sectors (excluding the public service and non-commercial semi-state sector) whose business activities are being adversely impacted by the COVID-19 pandemic.

The scheme is available for employers who retain staff on payroll; some of the staff may be temporarily not working or some may be on reduced hours or reduced pay. Provided the employer meets the conditions set out below and subject to the levels of pay to the employees the employer may be eligible for the scheme for some or all of the employees.

To qualify for the scheme, employers must:

- be experiencing significant negative economic disruption due to COVID-19
- be able to demonstrate, to the satisfaction of Revenue, a minimum of a 25% decline in turnover
- be unable to pay normal wages and normal outgoings fully
- retain their employees on the payroll

The scheme is confined to employees who were on the employer's payroll as at 29 February 2020, and for whom a payroll submission has already been made to Revenue in the period from 1 February 2020 to 15 March 2020.

The names of all employers operating this scheme will be published on Revenue's website in due course, after the scheme has expired.

## **Registering for the Temporary Wage Subsidy Scheme**

Any employer, already registered with Revenue for the purposes of the Employer COVID-19 Refund Scheme, is not required to take any further action. The employer may make payroll submissions from 26 March 2020 under the subsidy scheme arrangements on the same

basis as they were doing for the Employer Refund Scheme, and €410 will be refunded in respect of each eligible employee per week.

Employers, or their agents, wishing to register for the scheme can apply to Revenue by carrying out the following steps:

- log on to ROS myEnquiries and select the category 'COVID-19: Temporary Wage Subsidy'
- read the "COVID-19: Temporary Wage Subsidy Self-Declaration" and press the 'Submit' button
- ensure bank account details on Revenue record are correct. These can be checked in ROS and in 'Manage bank accounts', 'Manage EFT', enter the refund bank account that the refund is to be made to

### **UK ONLY Support with Apprenticeships:**

This is a difficult time for apprentices, employers and providers of apprenticeship training, assessment and external assurance.

The Education and Skills Funding Agency (ESFA) is responding by taking steps to ensure that, wherever possible, apprentices can continue and complete their apprenticeship, despite any break they need to take as a result of coronavirus (COVID-19), and to support providers during this challenging time.

The support they are providing includes:

- supporting employers, providers and apprentices to work together to mutually agree where and how this training takes place. This includes in the workplace where a provider is able to do so safely and where that workplace meets new 'coronavirus secure' guidelines on ensuring the workplace is safe
- confirming flexibilities to allow furloughed apprentices to continue their training and to take their end-point assessment, and to allow existing furloughed employees to start a new apprenticeship, as long as it does not provide services to or generate revenue for their employer
- encouraging training providers to deliver training to apprentices remotely, and via e-learning, as far as is practicable
- allowing the modification of end-point assessment arrangements, including remote assessments wherever practicable and possible - this is in order to support employers, providers and end-point assessment organisation (EPAOs) to maintain progress and achievement for apprentices
- clarifying that apprentices ready for assessment, but who cannot be assessed due to coronavirus issues, can have their end-point assessment rescheduled
- apprentices whose gateway is delayed can have an extension to the assessment time frame
- enabling employers and training providers to report and initiate a break in learning, where the interruption to learning due to coronavirus is greater than 4 weeks
- confirming that, where apprentices are made redundant, they will try to find them alternative employment so as to continue their apprenticeship as quickly as possible and within 12 weeks
- confirming that where apprentices are made redundant and are ready to go through gateway, that providers and EPAOs are able to make the necessary assessment arrangements to support these apprentices

- confirming that they are extending the transition period onto the apprenticeship service. Funds available for new starts on non-levy procured contracts can now be used until 31 March 2021. All starts will be through the apprenticeship service from 1 April 2021

They are keeping the developing situation, and their guidance, under review and will continue updating this guidance as new information is available and/or the situation evolves.

Please refer to their guidance detailed below:

Articles for employers, training providers and EPAOs

Articles for apprentices.

Read guidance from the Institute for Apprenticeships and Technical Education (IFATE) on the delivery of assessment.

DfE coronavirus helpline

Telephone 0800 046 8687

Lines are open from 8am to 6pm, Monday to Friday, and 10am to 4pm at weekends.

### **Summary of help and who to contact:**

#### **In UK:**

#### **Summary of support still available to you as a business:**

<https://www.gov.uk/coronavirus/business-support>

#### **Return to work safety protocol:**

Official UK Guidelines for Close Contact Services (England Only):

<https://assets.publishing.service.gov.uk/media/5ef2889986650c12970e9b57/Keeping-workers-and-clients-safe-during-covid-19-close-contact-services-230620.pdf>

<https://www.gov.uk/guidance/working-safely-during-coronavirus-covid-19>

#### **In IRELAND:**

#### **Summary of support still available to you as a business:**

<https://dbei.gov.ie/en/Publications/Publication-files/Supports-for-businesses-impacted-by-COVID-19.pdf>

#### **Return to work safety protocol:**

<https://www.gov.ie/en/publication/22829a-return-to-work-safely-protocol/>

### **Contact for Business Support Call Centre**

Contact the DBEI Business Support Call Centre for information on the government supports available to businesses and enterprises affected by COVID-19.

**Tel:** +353 1 631 2002

**Email:** [infobusinesssupport@dbei.gov.ie](mailto:infobusinesssupport@dbei.gov.ie)

Occupational Health and Safety Helpline

For information on workplace health and safety please contact the Occupational Health and Safety Helpline.

**Tel:** 1890 289 389 or (01) 614 7000

**Email:** [wcu@hsa.ie](mailto:wcu@hsa.ie)

COVID-19 related prevention and recovery measures in the workplace

For support in relation to improving your COVID-19 related prevention and recovery measures in the workplace, contact the NSAI COVID-19 helpline.

**Tel:** +353 1 807 3800

**Email:** [COVID-19-support@nsai.ie](mailto:COVID-19-support@nsai.ie)

# SECTION 6: COMMUNICATING WITH YOUR CLIENTS

## SUMMARY OF THIS SECTION:

- Email
- Social Posts

*This document does not constitute legal or financial or other advice from L'Oréal (UK) Limited and is not a substitute for obtaining independent advice. No representation, warranty, assurance or undertaking is or will be made, and no responsibility or liability is or will be accepted by L'Oréal (UK) Limited or any of its affiliated companies.*



**Communication for clients** is key at this time. You will have kept in touch with them via social media, phone, messages throughout the closed period but now you need to consider how best to communicate the new changes to the salon they will experience upon re-opening.

The new hygiene protocol will mean that their visit is different to usual but the most important thing to communicate is that it is in place for their protection.

It is advisable to communicate at every opportunity the changes to the salon. We will be producing support materials (such as in salon posters, door signage, staff room poster etc) that you can use to help you in creating your communication for clients. This will be available shortly through Access, L'Oréal Partner Shop as well as through your Business Partner. More to come on this soon.

On top of the new hygiene guidelines, it is advisable to communicate the additional changes made to their salon experience prior to their arrival in salon, so that they know what to expect. For example, ensure that they know there will be no magazines, teas or coffees or if you decide to keep them that they will be in disposable cup, no touching of retail products etc. It is advisable to communicate this at all opportunities: on your website, on social media, via CRM/Email – wherever you would usually communicate regularly with your clients.

Here are some examples of communications which might be useful:

## EMAIL:

MAY 2020

# WE'RE BACK!

An update from the team at Salon 255

---



Dear Client

We hope you and your loved ones are keeping well at this time. We are delighted to inform you that after X weeks of closure we will be reopening our doors on XXXX, 2020. Whilst we are excited to get back to doing what we love, we wanted to let you know that in order to re-open under the context of Covid-19, we have made some changes to the way we operate with your health and safety as a top priority. The first thing we have changed is our protocols and standards in hygiene. You will notice that as a result of this, your salon experience will be different from previous visits.

**What will change?**

- You will no longer be asked to sit in our waiting area. We have staggered appointments to ensure that people will not be in close contact with one another.
- You will be asked to handle your own personal belongings coats/bags and not to hand it to our reception team.
- You will not be offered a beverage whilst in the salon & you will not be offered any 'common touch' items in salon such as magazines.
- You will not be allowed to touch products in our retail area and we will be removing testers. Whilst this area will be cleaned regularly, it is still advisable in order to limit the risk of infection. If you are interested in purchasing a product, please ask a member of staff for help.
- Your stylist will be wearing PPE - this might seem strange but it is to protect both our clients and our staff. PPE will be changed regularly according to the Government and the World Health Organisation's guidelines.
- All clients will have single use items used on them e.g. towels, gowns, capes will all have been deep cleaned before use or is now disposable and single use.
- All equipment used in your appointment e.g. scissors, combs etc. will have been cleaned / disinfected before your service.
- All areas of the salon will have been cleaned before you arrive for your appointment - we are allowing additional time between appointments to ensure that each area of the salon is cleaned before our next client arrives.
- Opening Hours - you will see we are working longer days. The idea behind this is so we can see as many of our clients as we can, knowing that we will have a lot less clients in the salon at any one time.
- You will be asked to pre-pay for your appointment online / pay via contactless to avoid cash transferring hands.

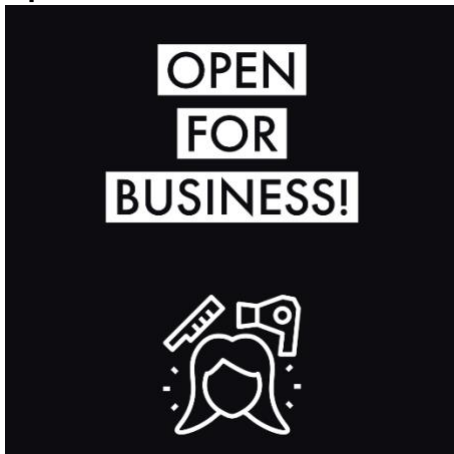
The changes you will encounter have not been taken lightly. These changes are with health and safety as our top priority and we are following the government's guidelines to ensure all health and safety standards are met. If you have any questions and if you would like to book an appointment - please go to X or please call X

Thank you, and we can't wait to see you soon.

Salon 255 Team

## SOCIAL POSTS:

### 1. Open for business



We hope that all our clients have been keeping well during this unprecedented period. We are delighted to announce that from X we will be back open for business and your health and safety is our top priority. If you would like to make an appointment please contact X. We can't wait to see you.

### 2. We have missed you



We have missed all our clients and are so excited to be back doing what we love - your hair! If you would like to book an appointment please contact X. See you soon.

### 3. Hygiene is our number one priority



We can't wait to be back up and running again. Our client and team's health and safety is our top priority and we have made some modifications with this in mind.

You will no longer be asked to sit in our waiting area and we have staggered appointments to ensure that there is no idle time in salon and that there is no area where people will be in close contact with one another.

- You will be asked to handle your own coat / bag and not to hand it to our reception team
- You will not be offered a beverage whilst in salon & you will not be offered any 'common touch' items in salon such as magazines
- You will not be allowed to touch products in our retail area and we will be removing testers. Whilst this area will be cleaned regularly, it is still advisable in order to mitigate risk. If you are interested in purchasing a product, please ask a member of staff for help
- Your stylist will be wearing protective equipment – this might seem strange but it is to protect both clients and staff. protective equipment will be changed regularly according to the Government and the World Health Organisation's guidelines
- All clients will have single use items such as towels, gowns, capes and other items will all have been deep cleaned before use
- All equipment used in your appointment e.g. scissors, combs etc. will have been cleaned / disinfected before your appointment
- All areas of the salon will have been cleaned before you arrive for your appointment – we are allowing additional time between appointments to ensure that each area of the salon is cleaned before our next client arrives
- Opening Hours – you will see we are working longer days. The idea behind this is so we can see as many of our clients as we can, knowing that we will have a lot less clients in the salon at any one time
- You will be asked to pre-pay for your appointment online / pay via contactless to avoid cash transferring hands

# **SECTION 7: OTHER THINGS TO CONSIDER UPON REOPENING**

## **SUMMARY OF THIS SECTION:**

- **Managing your cash flow upon return to work**
- **Opening Checklist**
- **Back to Business Offers and Suppliers**

*This document does not constitute legal or financial or other advice from L'Oréal (UK) Limited and is not a substitute for obtaining independent advice. No representation, warranty, assurance or undertaking is or will be made, and no responsibility or liability is or will be accepted by L'Oréal (UK) Limited or any of its affiliated companies.*

## Managing your cash flow upon return to work:

Cash flow will of course be tight having been closed for a prolonged period of time and you have more than likely already exhausted your reserves, so the first month back in business could be difficult for you. How can you get help?

Across the board, look for scope to:

- Lower variable costs – what can be decreased / reduced?
- Delay discretionary spend – what can be put off?
- Extend your payables – can you ask for a delay on payments?
- Expedite your receivables / payments due – chase down money owed.
- Do a thorough stock check and check this against the bookings for the first month – only order what you need.
- Can you ask for clients to pre-pay or pay a deposit when re-booking?
- Can you look for ways to build on services or upgrade services to get the most from each appointment e.g. add an express treatment at the backwash? Automatically offer retail bundles at end of each appointment with savings?
- If you are based in the UK, you could be eligible for a Coronavirus Bounce Back Loan. These 100% Government backed loans are available for small to medium sized businesses up to the value of £50, 000. For more details visit: <https://www.gov.uk/guidance/apply-for-a-coronavirus-bounce-back-loan>
- If you are based in Ireland, you could be eligible for a loan of up to €1M If you are a small to medium sized business, under the SME Credit Guarantee Scheme. The government has repurposed the Credit Guarantee Scheme (CGS) by offering a partial Government guarantee (currently 80%) to banks against losses on qualifying loans to eligible SMEs. See here for details: <https://dbei.gov.ie/ga/AnDeanaimid/TacaiochtaidFhiontair-Bheaga-agus-Mheanmheide/Access-to-Finance/SME-Credit-Guarantee-Scheme/>

## Opening Checklist:

Have you:

- ✓ Placed your opening order
- ✓ Got enough stock of cleaning agents, soap, hand sanitiser, gloves, masks (if using), bin liners etc. Bear in mind that there may be delays or shortages in getting stock of some of these items, especially once the plan to move out of lockdown is announced.
- ✓ Amended the flow of your salon to respect the social distancing guidelines
- ✓ Removed any 'common touch' items such as touch open bins, magazines, menus etc.
- ✓ Got enough non-touch bins both accessible to staff and clients alike
- ✓ Got enough towels, gowns etc. to allow for the single use rule
- ✓ Designated your staff into working teams to help with shifts
- ✓ Produced clear, visible signage in the salon / workplace to demonstrate the new hygiene policies and to show how to clean hands, use hand rub correctly, dispose of gloves, dispose of masks (if using) etc.
- ✓ Adjusted your opening times on Google & website
- ✓ Given clients and staff notice on new hygiene rules in place in the salon
- ✓ Shared the hygiene guidelines on your website and social media channels
- ✓ Ensured your colour clients Allergy Alert Tests are up to date prior to the next appointment
- ✓ Booked your first 2 weeks back minimum of appointments

- ✓ A cash free payment system in place
- ✓ A communications plan in place to tell your clients of the changes they will experience in salon

## Back To Business Offers and Suppliers

We want to help you as much as possible with your 'getting back to business' plans and so here are some offers\* we are aware of to help you get everything ready ahead of reopening your salon.

\* These are correct at the time of publication. We have received this information from the relevant supplier. You should check their sites out and/or contact them directly for more details.

### Salon hygiene materials:

We recognise that salons will need to adopt new ways of operating upon returning to work post Covid-19. As such, here below are some suppliers who might be able to help you to procure what you need during this time. Please note, this is not an exhaustive list and there are plenty of suppliers who can help you with your requirements. We are not affiliated with the suppliers, these are just some suggestions of some suppliers we have worked with previously which might also help you.


### Newera Distribution:

Newera Distribution has developed a face protect specifically for the backwash area. The Face Protect offers protection against contamination from coughing and sneezing when washing, colouring, cutting and performing treatments. Both the stand height and plexiglass plate position are both fully adjustable.

Price: (£225 +VAT)

Call and quote KIELOR25, for a £25 discount.

**Who to contact:** Ian Biggin [ian@newera-products.com](mailto:ian@newera-products.com) 0208 773 7846



### WENBAR:

<https://www.wenbarltd.co.uk/>

Wenbar are a bespoke display company that design and manufacture in house so we can make bespoke units to suit client's needs.

They are currently making hygiene screens, sanitiser stations, face visors, directional signage, directional floor vinyl stickers, back wash screens.



**Who to contact:** Mark Sparrow - msparrow@wenbarltd.co.uk 07463229504

John Warnes - jwarne@wenbarltd.co.uk 07785 426400

### INOVSHOP:

Inovshop has developed a suite of materials / items around the new hygiene and social distancing measures which could help to re-open. For more details, please see below.

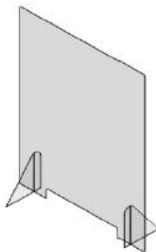
**Who to contact:** Paul Dean – paul.dean@inovshop.com 07590 532 784

<https://inovshop-products.myshopify.com/>



Novel Sanitizing Station 1 litre Dispenser, 1.9m pole and display frame. £99.00\*  
Novel Sanitizing Station 0.5 litre Dispenser, 1.9m pole and display frame. £90.00\*

\*plus delivery



700 X 900mm counter protection walls with removeable feet: £37.15\*



Face Protection Visor:  
£6.99\*





Guide Post, black retractable strap 2.9m long ; £62.30\*.  
Lead Time 3/4 weeks

\*plus delivery



£132.00

### **Protective equipment, disposable gowns and aprons for your re-opening:**

Ellison's can supply salons with face masks (disposable and reusable) and face shields as well as disposable gowns and aprons.

[www.ellisons.co.uk](http://www.ellisons.co.uk)

All orders received before 5pm will be despatched same day for next day delivery. Stock will be available by mid-June.

Ellisons Discount Code: **LOREAL10**

Expiry: 12 July 2020

Discount: 10%

1 use per account

Code will need to be entered at checkout or can be used over the phone.

### **Disposable Towels Offer for your reopening:**

Maybe you would like to consider using reusable towels for your clients when working in these new conditions? Here's another helpful discount for L'Oréal customers.

<https://www.easydry.com/>

20% discount off all orders with Easydry placed within 1 calendar year from today using the code LOREAL20.

Offer excludes all other pricing and offers.

### **Salon Software Partner offers to help you upon reopening:**

Need help with your re-booking? Why not consider a subscription to a salon booking system? We have some helpful discounts from a selection of partners for you during this exceptional time.

#### **SLICK (UK ONLY):**

<https://www.getslick.com/>

Free core subscription to Slick for 6 months

- No commitment or cost up front for 6 months. No risk option as no contract & no minimum usage conditions.

- Access to the ideal COVID-recovery tools:

- Blast SMS to all clients to inform clients when the salon is re-opening
- Accept/manage bookings for future dates in advance of re-opening
- Pre-payment in advance for bookings to aid cashflow

Offer available for 3 months after re-opening

#### **Phorest Salon Systems:**

<https://www.phorest.com/>

Installation cost + 2 months free for all 12 month plans (equivalent of

Offer available for 3 months after re-opening

**Shortcuts Smarter Business Technology:**

<https://www.shortcuts.co.uk/>

-15% on all 3-year plans

Offer available for 3 months after re-opening

L'ORÉAL  
Professional Products

